

The Gardener's Idea Book





Great Ideas Any Way You Slice It

Superbells® Lemon Slice is just one of the many great ideas brought to you by Proven Winners. A unique Calibrachoa with a star-shaped yellow bloom, this plant is eye-catching from afar and breathtaking up close.

In the following pages of this *Gardener's Idea Book*, you'll find dozens of other show-stopping plants and designs that work whether your garden is an urban balcony or an expansive retreat. Let these pages inspire your gardening creativity.

Front cover: SUPERTUNIA® Raspberry Blast *Petunia hybrid*

At right and opposite, outlined: SUPERBELLS® Lemon Slice *Calibrachoa hybrid*





A Colorful Retreat

It doesn't matter what size your outdoor space is, it's about the pleasure it brings. And here we've designed a small spot filled with big color. Brimming with Caribbean flair, this sanctuary includes succulents and plants native to southern California as well as the bright blooms of Proven Winners annuals to add color, impact, and personality.

For a spot like this, the first step is to pick a color scheme. We created ours around the intense, three-in-one color of the new Luscious® Berry Blend Lantana in rich hues of pink, orange, and yellow. We expanded that color palette to include citrus and turquoise hues as well, creating a strong Caribbean style. We transformed existing pots, containers, and outdoor furniture using just a well-chosen color of paint and then used textured paint on the walls to create more warmth and style. We weathered the edges of the freshly painted windowbox, containers, table top, chairs, and room divider to add to the overall look and feel. The result is a personal retreat with an island vibe. Just add music and relax.



Containers at left:

BUTTERFLY *Argyranthemum frutescens*, LUSCIOUS® BERRY BLEND™ *Lantana camara*, Helena's Blush *Euphorbia amygdaloides* hybrid, 'Sweet Caroline Sweetheart Light Green' *Ipomoea batatas*, SUPERTUNIA® Vista Fuchsia *Petunia* hybrid, COLORBLAZE® Velvet Mocha *Solenostemon scutellarioides* (Coleus)

Above:

LUSCIOUS® BERRY BLEND™ *Lantana camara*





It's Wise to Accessorize

Add more of your own personality to your retreat space by including one-of-a-kind items that you enjoy and that show your style. Maybe it's a chicken from an antique shop, like the one shown here, or bright fabric pillows. Or maybe you have a variety of old brass candlesticks that could make a great new grouping when matched with brightly colored candles. It's also a perfect way to add soft light and maybe even fragrance to your sanctuary.

Blooms are the ultimate accessory, and just like a necklace or a purse, you can pick ones that either complement your outfit or make their own very colorful statement. Experiment with blooming accessories and see what works in your space. If a plant makes you smile when you walk by, you know you've found the perfect match.

Tip for Success

A little bit of planning goes a long way. Resist the temptation to buy every new plant that catches your eye or you will end up with a dizzying outdoor space that has no design. Go to the garden center with a rough plan, like three tall bright pink plants and three smaller white trailing plants for the full-sun patio containers. That way you have more than just a collection of plants that you like. You have a space that is well-designed and still conveys your personality.

Outlined at left, top to bottom:
'Sweet Caroline Sweetheart Light Green' *Ipomoea batatas*, SUNDAZE® Flame *Bracteantha bracteata*, SUPERTUNIA® PRETTY MUCH PICASSO® *Petunia* hybrid, LUSCIOUS® BERRY BLEND™ *Lantana camara*, BUTTERFLY *Argyranthemum frutescens*, SUPERTUNIA® Vista Fuchsia *Petunia* hybrid, SUPERBELLS® Dreamside *Calibrachoa* hybrid, Helena's Blush *Euphorbia amygdaloides* hybrid

At right:

1. LUSCIOUS® BERRY BLEND™ *Lantana camara* and 'Sweet Caroline Sweetheart Light Green' *Ipomoea batatas*
2. SUNSATIA® Lemon *Nemesia* hybrid
3. SUNDAZE® Flame *Bracteantha bracteata*
4. LUSCIOUS® BERRY BLEND™ *Lantana camara* and SUPERTUNIA® Vista Fuchsia *Petunia* hybrid
5. SUPERTUNIA® Vista Fuchsia *Petunia* hybrid
6. 'Sweet Caroline Sweetheart Light Green' *Ipomoea batatas* and Helena's Blush *Euphorbia amygdaloides* hybrid





True Blue



While there are many plants on the market that are sold as “blue,” the majority are actually more purple than blue. That’s because it’s especially difficult to breed plants that are true blue.

Proven Winners is on the leading edge of breeding breakthroughs, however, and has plants that fit the bill, several of which you see here. Blue My Mind™ *Evolvulus*, Bluebird Nemesia, and Laguna® Sky Blue and Lucia® Dark Blue *Lobelia* are some of the truest blue plants you can add to your garden. And when they’re set off with antique white plants, containers, and accessories, their exceptional azure color shines through.

Add a blue birdbath, gazing ball, or other small garden accent and that’s all you need to turn your neighbors blue with envy.

Tip for Success

Avoid the temptation to take on too many garden projects at once. One successful makeover a season will keep you busy and give you inspiration for seasons to come.



Above left to right:

BLUE MY MIND™ *Evolvulus* hybrid, LUCIA® Dark Blue *Lobelia* hybrid, and LAGUNA® Sky Blue *Lobelia* hybrid

Opposite in containers:

SUPERBELLS® White *Calibrachoa* hybrid, DIAMOND FROST® *Euphorbia* hybrid, BLUE MY MIND™ *Evolvulus* hybrid, LAGUNA® Sky Blue *Lobelia* hybrid, LUCIA® Dark Blue *Lobelia* hybrid, FROSTY KNIGHT™ *Lobularia* hybrid, and Opal INNOCENCE® *Nemesia fruticans* hybrid

Opposite in the landscape along with other plantings:

LITTLE LIME™ *Hydrangea paniculata*, LUCIA® Dark Blue *Lobelia* hybrid, with SNOW PRINCESS® *Lobularia* hybrid in the foreground

Outlined at left:

BLUE MY MIND™ *Evolvulus* hybrid



Above at left and opposite in urns in front center:

SUPERTUNIA® PICASSO IN PINK™ *Petunia hybrid* with ANGELFACE® Blue *Angelonia hybrid*

Above at right and opposite in two sets of matching pairs in back:

SUPERBELLS® Cherry Blossom *Calibrachoa hybrid* with ANGELFACE® Blue *Angelonia hybrid* and ILLUSION® Emerald Lace *Ipomoea batatas*

Opposite, urn at left in front of columns:

ANGELFACE® Blue *Angelonia hybrid* with DIAMOND FROST® *Euphorbia hybrid*

Opposite, two square planters in foreground :

SUPERTUNIA® PICASSO IN PINK™ *Petunia hybrid* with DIAMOND FROST® *Euphorbia hybrid* and ILLUSION® Emerald Lace *Ipomoea batatas*

Outlined: SUPERTUNIA® PICASSO IN PINK™ *Petunia hybrid*



Well Urned

Urns add a majestic element to any landscape not just because of their simple stature but because they provide an opportunity to create height interest in your space. Plant tall, spiky foliage or blooming plants in the center, like the Angelonia shown here, and then surround them with lower-growing plants. This will create a container that says “welcome” no matter what angle you view it from.

Bright pastel colors are especially good choices when framed in neutral, classic containers as in this setting. For instance, Supertunia® Picasso In Pink™ provides a profusion of blooms in a compact, mounded form. And you can soften the edges of containers with strong trailing varieties, such as Illusion® Sweet Potato Vines, which create a stunning contrast to the flowering plants.

Aegean jars (opposite, at right): Anamese Garden & Home, 800.385.4948, www.anamese.com

Metal urns (at far left and opposite): www.campaniainternational.com





High on Hydrangea

Bright pastel colors, like Let's Dance® Big Easy Hydrangea, also stand out in a green landscape. The flower heads are large and lovely, so they are eye-catching even from a distance. Then come up close for an even more spectacular view. Grasses, like Desert Plains shown here, add a vertical, textured contrast that contributes to the garden design. And for the biggest impact, plant selections in large blocks, as you see here with Snow Princess® Lobularia, rather than mixing several plants evenly together.

Hydrangea are beautiful, reliable, exceptional bloomers. And because they come back year after year, they add value as well as beauty to the landscape. For a full list of Hydrangea varieties and how to care for them, visit www.provenwinners.com.

Tip for Success

While you're taking time to pick the right plants, don't overlook the importance of growing them in healthy soil. The best way to do that is to add compost, manure, or other organic matter to your soil to help it retain water and nutrients. And keep in mind the pH level of your soil as well. Alkaline soil and acidic soil have different properties that make it conducive for certain plants but not others and that can change the colors of Hydrangea blooms. Purchase a kit from a garden center to determine your soil's pH.

In the landscape to left and opposite:

LET'S DANCE® Big Easy and LET'S DANCE® Starlight *Hydrangea macrophylla*, BLUSHING PRINCESS™ *Lobularia hybrid*, 'Desert Plains' *Pennisetum alopecuroides*, and COLORBLAZE® Dipt in Wine *Solenostemon scutellarioides* (Coleus)

Outlined at right:

LET'S DANCE® Big Easy *Hydrangea macrophylla*

Containers at left:

Same as preceding pages





LET'S DANCE® Big Easy
Hydrangea macrophylla



LET'S DANCE® Moonlight
Hydrangea macrophylla



LET'S DANCE® Starlight
Hydrangea macrophylla



The Great Outdoors

Whether you're in the North Woods or the Deep South, your garden design should always start with two considerations: the amount of light that surrounds your landscape and the conditions of your specific climate. You don't have to be an expert gardener or climatologist to know what will work best in your outdoor space, you just have to be sure to check plant tags.

If you have a shady front porch and a sunny patio, like the landscape shown here, you have lots of choices, but you still have to be sure you match the light requirements with the plant. You should also be aware of the hardiness zone that you live in, and, again, plant tags will provide the information you need to make a good choice.

With those parameters in mind, you can begin your search for color. Here you can see how effective a limited color palette can be. Not only do the plant choices complement the tones and architecture of the home, they also create intriguing bursts of color.



The plant list –

Annuals: ROCKAPULCO® Coral Reef *Impatiens walleriana*, INFINITY® Orange and INFINITY® Salmon Bisque *New Guinea Impatiens*, Sweet Caroline Raven *Ipomoea batatas*, COLORBLAZE® ROYAL GLISSADE® and 'Sedona' *Solenostemon scutellarioides* (Coleus)

Perennials: DOLCE® Crème Brûlée *Heuchera hybrid*, 'Empress Wu', 'Seducer', and 'Wheee!' *Hosta*

Shrub: LITTLE LIME™ *Hydrangea paniculata*

Insets at right:

Sweet Caroline Raven *Ipomoea batatas*, ROCKAPULCO® Coral Reef *Impatiens walleriana*, DOLCE® Crème Brûlée *Heuchera hybrid*, and INFINITY® Salmon Bisque *New Guinea Impatiens*







The Great Outdoor Entertaining Space

Once you've picked the right plants, you can begin adding touches to your outdoor space that make it uniquely yours. In addition to planting some of your beautiful bloomers in traditional containers, you might want to consider unique items to serve as pots for your plants, like the small birch bark canoe or antique horse shown here. And don't forget that a little spray paint can give an old container a brand new look and can frame your plants in a way that better sets off their colors and complements the colors of the elements of your home, such as the brick, wood, or upholstery elements.

Tip for Success

Match your plants to the amount of light in your space. Partial shade means three to six hours of sunlight; full sun means at least six hours. And don't forget there are shades of shade, too. Dense shade forms under a low, thick leaf canopy and light shade results from a higher, thinner leaf canopy.





Containers on patio:



SUPERBELLS® Coralberry Punch and SUPERBELLS® Dreamsicle *Calibrachoa* hybrids, LUSCIOUS® BERRY BLEND™ and LUSCIOUS® CITRUS BLEND™ *Lantana camara*, GOLDDUST™ *Mecardonia*, 'Sweet Caroline Light Green' *Ipomoea batatas*, GRACEFUL GRASSES® VERTIGO® *Pennisetum purpureum*, COLORBLAZE® Kingswood Torch *Solenostemon scutellarioides* (Coleus), SUPERBENA® Royale Peachy Keen *Verbena* hybrid


Insets, left to right:

CITRUS BLEND™ *Lantana camara*, COLORBLAZE® Kingswood Torch *Solenostemon scutellarioides* (Coleus), SUPERBELLS® Coralberry Punch *Calibrachoa* hybrid, GOLDDUST™ *Mecardonia*, SUPERBELLS® Dreamsicle *Calibrachoa* hybrid, SUPERBENA® Royale Peachy Keen *Verbena* hybrid

Opposite, in canoe:

COLORBLAZE® Dipt in Wine, ROYALE GLISSADE®, and 'Sedona' *Solenostemon scutellarioides* (Coleus)





Not So Extreme Makeover

When spring arrives, it's tempting to make big plans for your garden. But the makeovers don't have to be extreme to be extremely beautiful. In fact, experts suggest that your garden redesign will be more successful if you're realistic about the time you have available to maintain the makeover not just how much time you have to initiate it.

The garden bed makeover shown here, for instance, not only gives you a completely new look for your landscape, it's also a very manageable one-season project. Here are the four steps to success.

1. Select the space and remove existing plant material. Use a small garden tiller to break up sod, but be aware of buried utility lines before tilling. Cover the area with black plastic for up to a week to eliminate growth of any unwanted plant material.
2. Till the soil again at a deeper level, so it is ready for the roots of new plants. Amend the soil with compost or other organic material and add fertilizer. For this project, we used Proven Winners' heat-release fertilizer as we worked the soil.
3. Select your plants based on the light the area receives and the amount of space in the bed. You may also want to select perennials and shrubs to complement the fast color of annuals and to provide a framework for your landscape that will come back each year. If you choose to plant shrubs, be sure to leave plenty of space to accommodate for full-size growth over time.
4. Plant your bed and maintain it with regular weeding, trimming, and watering to establish the plants. Use water-soluble fertilizer for an extra boost. Mulching will help control weeds and hold moisture longer.





- 1: **Before we started** – white landscape rock and a few scattered plantings
- 2: **Ready to plant** – rocks and underlying landscape cloth removed; soil tilled, amended, and fertilized
- 3: **Newly planted** – shrubs, perennials, and annuals planted with proper spacing for mature growth
- 4: **Finished landscape 5-6 weeks after planting** – annuals are at their full size; perennials and shrubs will continue to grow and fill in in future years

The plant list –

Annuals:

SUPERBELLS® Yellow Chiffon *Calibrachoa* hybrid, STRATOSPHERE® Pink Picotee *Gaura* hybrid, CHARMED® Wine *Oxalis regnellii*, SUPERTUNIA® Vista Silverberry *Petunia* hybrid, and SUPERBENA® Coral Red *Verbena* hybrid

Perennials:


DOLCE® Key Lime Pie *Heuchera* hybrid, 'Banana Cream' *Leucanthemum superbum*, and 'Maestro' *Sedum*

Shrubs:

QUICK FIRE® *Hydrangea paniculata*, and FINE WINE® *Weigela florida*

Plants in containers on porch:

'Sweet Caroline Light Green' *Ipomoea batatas*, and COLORBLAZE® *Dipt* in Wine *Solenostemon scutellarioides* (Coleus)




Take His Word For It

P. Allen Smith's Platinum Collection Features 40 Proven Winners Plants

A passionate gardener who shares his ideas, enthusiasm, and expertise for garden design with the public, P. Allen Smith knows a good thing when he sees it. And his Platinum Collection proves that he sees it in Proven Winners. Many of the ideas he shares with his viewers and readers include our annuals, perennials, and shrubs because they're colorful, vigorous, and reliable. In fact, P. Allen Smith has expanded his Platinum Collection to include long-time gardener favorites as well as some of the most innovative new varieties on the market. Take your *Gardener's Idea Book* to your favorite garden center this spring, and choose some of P. Allen Smith's recommendations for your containers and landscape.

At left: P. Allen Smith with 'Going Bananas' *Hemerocallis* with 'Banana Cream' *Leucanthemum* in the foreground



ANGELFACE® Blue
Angelonia hybrid



GOLDILOCKS ROCKS®
Bidens hybrid



SUPERBELLS® Blackberry Punch
Calibrachoa hybrid




SUPERBELLS® Lemon Slice
Calibrachoa hybrid




SUPERBELLS® Red
Calibrachoa hybrid



SUPERBELLS® Yellow Chiffon
Calibrachoa hybrid



SEÑORITA ROSALITA®
Cleome hybrid



GRACEFUL GRASSES® KING TUT®
Cyperus papyrus



DIAMOND FROST®
Euphorbia hybrid



ROCKAPULCO® series
Impatiens walleriana



'Sweet Caroline Light Green'
Ipomoea batatas



Sweet Caroline Raven
Ipomoea batatas



LUSCIOUS® BERRY BLEND™
Lantana hybrid



LUSCIOUS® CITRUS BLEND™
Lantana hybrid



LUCIA® Lavender Blush
Lobelia hybrid



SNOW PRINCESS®
Lobularia hybrid




GOLDDUST™
Mecardonia



Opal INNOCENCE®
Nemesis fruticans hybrid



Lemon SYMPHONY
Osteospermum hybrid



CHARMED® Wine
Oxalis regnellii



SUPERTUNIA® Bordeaux
Petunia hybrid



SUPERTUNIA® PRETTY MUCH
PICASSO® *Petunia hybrid*




SUPERTUNIA® Royal Velvet
Petunia hybrid




SUPERTUNIA® Vista Bubblegum
Petunia hybrid




COLORBLAZE® Dipt in Wine
Solenostemon scutellarioides



COLORBLAZE® 'Sedona'
Solenostemon scutellarioides



SNOWSTORM® GIANT
SNOWFLAKE® *Sutura hybrid*



SUPERBENA® Royale Chambray
Verbena hybrid



SUPERBENA® Royale
Peachy Keen *Verbena hybrid*



'Going Bananas'
Hemerocallis

Perennials



'Primal Scream'
Hemerocallis



'Cranberry Crush'
Hibiscus



'Empress Wu'
Hosta



'Banana Cream'
Leucanthemum



'Cheyenne Sky'
Panicum



LO & BEHOLD®
Buddleia x 'Blue Chip'



SUGAR TIP®
Hibiscus syriacus



INVINCIBELLE® Spirit
Hydrangea aborescens



LET'S DANCE® Big Easy
Hydrangea macrophylla



LITTLE LIME®
Hydrangea paniculata

ColorChoice Shrubs

More Than a Door





Your front door is your statement of welcome. And whether that statement is traditional, casual, stately, or contemporary, plants make it beautiful and inviting. Depending on the plants you choose, you make it a colorful and personal welcome.

To make a great entrance, choose a container that complements the style of your entryway and plants that accentuate your color scheme. And remember to consider the amount of light at the outdoor entryway to your home when you choose your plants, so that they will thrive all season at your doorstep. Well-chosen containers help greet guests by creating the perfect first impression, but, most importantly, the plants you choose and the design you create is a beautiful expression of your own creativity.

Tip for Success

When planting in containers or the landscape, keep in mind what the plant's tag says about its finished height. You might not believe that the small bloomers you pick up at the garden center can really grow as wide or as tall as the tag suggests, but they do. And if you haven't allowed for the space they'll need, they will be more susceptible to disease and pests.

Opposite, at left in front:
BUTTERFLY *Arygranthemum frutescens*,
FROSTY KNIGHT™ *Lobularia hybrid*

At far left:
ANGELFACE® Dresden Blue *Angelonia hybrid*,
SUPERTUNIA® Royal Velvet *Petunia hybrid*

At right in front:
BUTTERFLY and VANILLA BUTTERFLY®
Arygranthemum frutescens

Matching jars on either side of door:
NORTH POLE *Thuja* (Arborvitae) with
WHIRLWIND® Blue *Scaevola hybrid*

Jars from: www.campaniainternational.com



It's Easy to Do It Yourself

You don't have to buy a preplanted container to get great results. All you have to do is follow these easy steps and you'll have a combination that you'll be proud to say you grew yourself.

Tip for Success

When should you water? For containers, it's best to soak them once a day, maybe twice in extreme heat. Landscape plants that are surrounded by mulch require about an inch of water each week. For both, water in the morning and near the roots rather than directly over the foliage of the plants.



Make sure the Proven Winners plants you select have the same light and water requirements. Purchase equal numbers of each – 2 each for a 14" container and 3 or more for larger containers.



Select a favorite container. Make sure it has a drainage hole. Fill it with a quality potting soil. Add Proven Winners time-release plant food.



Choose one variety and plant in opposite sides of the container.



Plant the second variety alternating with the first.



Fill in the container with the third variety. With time, water, and water-soluble Proven Winners plant food, your container will grow into a rich tapestry of color and texture.



Velvet Skies

BLUSHING PRINCESS™ *Lobularia hybrid*
SUPERTUNIA® Mini Silver *Petunia hybrid*
SUPERTUNIA® Royal Velvet *Petunia hybrid*





The Versatile Windowbox

Windowboxes aren't just for windows anymore. While they make beautiful additions under a sill, they can make an equally big statement when they sit atop a garden wall or along your porch steps. In fact, any blank space on your patio or deck can be the perfect spot for a windowbox or even two or three matching ones if you have a particularly large ledge or open area where you want to create more of a border. Your front door can benefit from well-placed windowboxes as well. Just remember before you fill them with plants to check that they have adequate drainage or be prepared to drill holes in the windowbox yourself.

Opposite: ROCKAPULCO® Coral Reef *Impatiens walleriana*, 'Sweet Caroline Light Green' *Ipomoea batatas*, INFINITY® Orange Frost and INFINITY® Salmon Bisque *New Guinea Impatiens*, and COLORBLAZE® ROYAL GLISSADE® *Solenostemon scutellarioides* (Coleus)

Above: DIAMOND FROST® *Euphorbia* hybrid, ROCKAPULCO® Coral Reef *Impatiens walleriana*, ILLUSION® Midnight Lace *Ipomoea batatas*, and CATALINA® Midnight Blue *Torenia hybrid*

Upper right: SUPERBELLS® Lemon Slice *Calibrachoa hybrid*, Sweet Caroline Raven *Ipomoea batatas*, and SUNSATIA® Lemon *Nemesia hybrid*

Lower right: SUPERBELLS® Dreamsicle and SUPERBELLS® Yellow Chiffon *Calibrachoa hybrids*, COLORBLAZE® 'Sedona' *Solenostemon scutellarioides* (Coleus)





1



2



3



4



6



7



8



5



9

10 Easiest Annuals to Grow

If you're a novice gardener and want to gain some confidence in successfully growing beautiful plants, here's the list for you. These annual plants are tough, easy to maintain, and dependable performers all season long. Just be sure you plant them in the right light, water them regularly, and feed them according to recommendations on the plant tag.

- 1 **SUPERTUNIA® Vista Bubblegum** *Petunia hybrid*
Full sun, Height: 16-24" Spacing maximum: 24" Trails to 60"
Bright, vigorous bloomer will fill your large containers and landscape with beautiful flowers from spring until fall.

- 2 **Butterfly** *Argyranthemum frutescens*
Full sun to part shade, Height: 18-36" Spacing maximum: 14"
Dependable, beautiful, versatile, and tolerant to heat and humidity. Perfect for containers, window boxes, or the landscape.

- 3 **LUSCIOUS® BERRY BLEND™** *Lantana*
Full sun to part shade Height: 24-36" Spread: 20-30"
A vibrant pink and yellow bloomer, this plant grows tall and wide, filling containers and landscapes with bright flowers even in the toughest heat.

- 4 **Sweet Caroline** *Ipomoea batatas* (Sweet Potato Vine)
Full sun to part shade, 9 varieties to choose from
Height: 6-8" Spacing: 18" Trails up to 60", trim as needed
These plants add variety to your garden with different colors and leaf shapes and textures. Dramatic alone or in combinations.

- 5 **GRACEFUL GRASSES® VERTIGO®** *Pennisetum purpureum*
Full sun, Height: 36-48" Spread: 24-36"
Large annual grass that is a great architectural element in the garden whether in a large container or in the landscape.

- 6 **SNOW PRINCESS®** *Lobularia hybrid*
Full sun to part shade,
Height: 4-6" Spacing: 10" Trails up to 24"
WOW is the word for this plant. Mounds of fragrant white blooms from April through November with little maintenance required.

- 7 **COLORBLAZE®** *Solenostemon scutellarioides* (Coleus)
Full sun to full shade, 10 varieties to choose from
Height varies from 12-42" Spread: 20-30"
These foliage plants are bold, versatile, and easy to grow. A great contrast to flowering plants.

- 8 **SEÑORITA ROSALITA®** *Cleome hybrid*
Full sun, Height: 24-48" Spacing: 24"
A great landscape plant that flowers from last frost to first frost. A vigorous grower and superior performer. Señorita Blanca has the same characteristics.

- 9 **DIAMOND FROST®** *Euphorbia hybrid*
Full sun to part shade, Height: 12-18" Spacing: 12"
Non-stop clouds of airy white blooms light up the landscape. A heat-tolerant variety that is beautiful alone or as an accent in combinations.

- 10 **GRACEFUL GRASSES® KING TUT®** *Cyperus papyrus*
Full sun to part shade, Height: 48-72" Spacing: 48"
A great centerpiece plant in large landscape beds, containers, or water gardens.



10



1 'Wheee!' *Hosta*

Part sun to full shade, Height: 11-18" Spread: 28-30" Perennial for Zones 3-9
A mid-sized Hosta that makes a big statement. Ruffled leaves attract attention. Plant in the shade.

2 'Tuscan Sun' *Heliopsis*

Full sun to part shade, Height: 12-20" Spread: 12-15" Perennial for Zones 3-9
Use in sunny beds and borders. Heat tolerant and will tolerate dry soils. Deadheading may encourage additional blooming.

3 'Cheyenne Sky' *Panicum virgatum*

Full sun, Height: 30-36" Spread: 14-18" Perennial for Zones 4-9
A superb grass that has exceptional color from early through late summer. A perfect perennial substitute for Rubrum, which is an annual grass.

4 'Maestro' *Sedum*

Full sun, Height: 24-30" Spread: 20-24" Perennial for Zones 3-9
Compact and strong, this Sedum will not flop open. Large clusters of mauve pink buds open to light pink flowers. Couldn't be easier to grow.

5 'Hocus Pocus' *Veronica*

Full sun to part shade, Height: 16-20" Spread: 10-12" Perennial for Zones 4-8
Short, compact habit and violet purple wands of color create a great look even in small areas. Blooms through midsummer.

6 SUMMERIFIC™ 'Cranberry Crush' *Hibiscus*

Full sun to part shade, Height: 36-48" Spread: 48-60" Perennial for Zones 4-9
Nearly black buds open to glossy, deep scarlet red, 7-8" flowers with overlapping petals. Use in large beds.

7 'Going Bananas' *Hemerocallis hybrid* (Daylily)

Full sun to part shade, Height: 19-22" Spread: 18-24" Perennial for Zones 3-9
The fragrant, canary yellow, 4" flowers bloom nearly continuously from early summer to early fall.

8 'Banana Cream' *Leucanthemum superbum*

Full sun, Height: 15-18" Spread: 18-24" Perennial for Zones 5-9
Summer-long blooms of 4-5" flowers that open lemon yellow, lightening to butter yellow, and finally to creamy white. Vigorous and compact grower.

8 Great Perennials

Growing beautiful plants that come back year after year doesn't have to be a chore. In fact, growing perennials is a joy when you choose from the Proven Winners line of plants. The perennials shown here are just eight of the many exceptional foliage and flowering plants that will add beauty and value to your landscape. And if you're not sure where to plant your perennial, you can always add it to a container for the first year and transplant it the next when you see how it grows.



8 Sure-Fire Shrubs

No matter how much or how little room there is in your garden, there are shrubs to match your space. If you need to create a border, shrubs can be used in mass plantings to create the desired results, or if your space is small, one well-placed shrub can be the perfect focal point. The eight Proven Winners ColorChoice® plants shown here are some of our most popular because you get fantastic blooms and foliage with very little work. For more options, including Little Lime, a smaller version of Limelight, visit www.provenwinners.com.

1 BOBO® *Hydrangea paniculata*

Full to part sun

Height: 30-36" Spread: 36-48"

Perennial for Zones 3-9

A petite new Hydrangea that is covered with creamy white flowers in summer. This early-blooming variety is perfect for a small garden or as a container plant.

2 SHOW OFF™ Sugar Baby *Forsythia*

Full sun, Height: 18-30" Spread: 18-30"

Perennial for Zones 4-8

A Forsythia that delivers the sunny blooms you need for spring fever, yet stays less than three feet tall.

3 GOLD SPLASH® *Euonymus fortunei*

Full to part sun, Height: 18-24" Spread: 18-24"

Perennial for Zones 5-8

A dynamic small shrub that has large, round, gold-edged foliage, yellow fruit, and orange seeds.

4 WINE & ROSES® *Weigela florida*

Full sun, Height: 48-60" Spread: 48-60"

Perennial for Zones 4-8

Dramatic dark purple foliage and rose pink blooms are stunning. This shrub is a source of season-long beauty.

5 SUMMER WINE® *Physocarpus*

Full sun, Height: 5-6' Spread: 5-6'

Perennial for Zones 3-8

Soft, pinkish-white flowers cascade down the arching branches in spring, and the rich burgundy purple foliage is colorful all season. A colorful, compact, low-maintenance plant.

6 PINK HOME RUN® *Rosa*

Full sun, Height: 42-48" Spread: 42-48"

Perennial for Zones 4-9

This Rose flowers early and produces vivid, rich pink blooms all summer without you needing to remove spent blooms. Great disease resistance.

7 SUGAR TIP® *Hibiscus syriacus*

Rose of Sharon

Full sun, Height: 8-12' Spread: 4-6'

Perennial for Zones 5-8

Features cotton-candy pink summer flowers and crisp variegated foliage that is beautiful even when the plant isn't in bloom. Plus, it's seedless, so you don't need to worry about unwanted seedlings in the garden.

8 'Limelight' *Hydrangea paniculata*

Full sun to part shade

Height: 72-96" Spread: 72-96"

Perennial for Zones 3-9

An exceptional beauty with flowers that open creamy white and then turn lime green with a final color change to deep pink in the fall. Blooms every year without fail.





How to Choose the Perfect Shrub

It's one thing to plan the space you need for a grouping of annuals around your patio. It's quite another to consider and plan the best place to plant a shrub or arrange a line of shrubs on your property. These plants are permanent pieces of your landscape. And that offers possibilities and challenges.


The possibilities. You can use shrubs to achieve a variety of looks in your garden. From creating a focal point to camouflaging an unsightly view, shrubs offer versatility in terms of width, height, texture, and color.

The challenges. How will you use the shrub? That's a question you must consider as you make your choices. The shrub's tag will be especially helpful because it provides valuable information on the mature size and height of the plant and its cultural requirements.

Left to right: DOUBLE TAKE™ 'Pink Storm', 'Scarlet Storm', and 'Orange Storm' *Chaenomeles speciosa* (Quince)



Know your hardiness zone and select shrubs that can survive the winter in your area



To avoid overcrowding, keep in mind the mature height and spread of the shrub before purchasing

Check the Heat Zone information from the American Horticultural Society. This indicates approximately how far south a plant will grow. Heat can be just as limiting as cold! Check www.ahs.org for an up-to-date map.



Make sure you plant your new shrub in an area that matches the light requirements needed — in this case, Little Lime does best in full to part sun. It will not do well in full shade.



North Pole™ *Thuja*




NORTH STAR™ *Buxus*



DOUBLE TAKE™ 'Scarlet Storm' *Chaenomeles*



LITTLE HENRY® *Itea*



LO & BEHOLD® 'Blue Chip' *Buddleia*

SCREENING

Shrubs are a great way to hide an unsightly view, like a neighbor's fence or your air conditioning unit. Good choices for screening include:

Chiffon™ Hibiscus
'Limelight' Hydrangea
Red Wall™ Parthenocissus
Fine Line® Rhamnus
North Pole™ Thuja (Arborvitae)

ENCLOSURE

Do you want to create a visible separation in your landscape? Shrubs make exceptional foliage walls or hedges when arranged properly. Shrubs that create this look include:

North Star™ Buxus (Boxwood)
Fine Line® Rhamnus
Bronze Anniversary™ Abelia
Sunjoy® Gold Pillar Berberis (Barberry)

FOCAL POINT

If you have a spot that's perfect for an attention-grabbing shrub, Proven Winners has some stunning choices for every season:

Soft Serve® Chamaecyparis
Show Off™ Forsythia
Chiffon™ Hibiscus
Pinky Winky® Hydrangea
Incredibal® Hydrangea
Double Take™ Quince
Brandywine™ Viburnum

FOUNDATION PLANTING

Framing your home with shrubs can create great accents, but choose wisely so that they don't block windows or hide your home. There are many great options for foundation planting, including:

Double Play® Spiraea
Little Lime™ or Bobo® Hydrangea
Oso Easy® Roses
Summer Wine® Physocarpus
Little Henry® Itea

MASS PLANTING

Flowering shrubs make a real statement when planted en masse, and these are especially stunning and colorful:

Lo & Behold® Buddleia
Invincibelle® Hydrangea
White Dome® Hydrangea
Home Run® Roses
My Monet® Weigela
Spilled Wine® Weigela

Send Us Your Ideas

Do you want your garden to be featured in next year's *Gardener's Idea Book*? Send us photos of your garden landscapes and containers that feature Proven Winners plants. We want to see your inspired gardening ideas.

We will choose one garden to be featured in the *Gardener's Idea Book* and on our website! The winner will also receive a case of 20 plants and additional gardening goodies for the following Spring. Runners-up will also be featured on our website and receive prizes.

A few tips:

- Don't take photos in bright sunlight. Instead, take your shots in the early morning, evening, or when there is a light cloud cover that allows for filtered sunlight.
- Set your camera to its highest resolution setting before photographing. Submit photos in the largest size you can.
- Take a variety of photos that feature landscapes and containers filled with Proven Winners plants.
- Pick three of your best photos, burn them to a disc, and mail them to the Sycamore, Illinois address above or email them as attachments to mygardenrocks@provenwinners.com. Please include your name, address, phone number, and email.



PW
PROVEN
WINNERS®

The #1 Plant Brand.*

111 East Elm Street, Suite D
Sycamore, Illinois 60178

PRSRT STD
U.S. Postage
PAID
Bloomington, IL
Permit No. 437



Suggested Retail Price: \$1.00

© 2013 Proven Winners® All rights reserved.



All entries must be received by September 1, 2013.