

The Gardener's Idea Book



PW
PROVEN
WINNERS®
The #1 Plant Brand.®



Picture-Perfect Possibilities

With Proven Winners plants in your garden, you have vibrant, vigorous, beautiful bloomers. And now you have endless possibilities, too.

That's because Proven Winners now offers a full line of picture-perfect perennials to complement our wide variety of shrubs and annuals.

Not only do they pack a powerful visual punch when combined with Proven Winners ColorChoice® shrubs, but they create stunning beds and borders when planted with our high-impact flowering annuals.

Throughout this *Gardener's Idea Book*, you'll find inspiring ideas to fill your garden, no matter how big or small. You'll also find annuals, perennials, and shrubs to execute them perfectly.

At left: 'Seducer' *Hosta*, CITYLINE® Paris *Hydrangea macrophylla*, LET'S DANCE® Moonlight *Hydrangea macrophylla*, 'Banana Cream' *Leucanthemum superbum*, GRACEFUL GRASSES® VERTIGO® *Pennisetum purpureum*, GRACEFUL GRASSES® Fiber Optic Grass *Scirpus cernuus*, 'Sweet Lullaby' *Veronica*, and MY MONET® *Weigela florida*

At right: CITYLINE® Paris *Hydrangea macrophylla*, 'Banana Cream' *Leucanthemum superbum*, and 'Sweet Lullaby' *Veronica*





What's your **STYLE**?

Just as a richly textured, beautifully designed dress can be stunning on its own, a well-designed, neutral outdoor space can make its own statement. And in both cases, the richness and texture of the look can be enhanced when you accessorize with colour. A bright, bold necklace, a pastel pair of pumps, or an elegant, deeply hued scarf can create a completely different appearance. The same is true for your outdoor space. Start with the classic and serene feel of green, as shown here, and then experiment with touches of colour to create a new look and a style all your own.

Above at left: GRACEFUL GRASSES® VERTIGO® *Pennisetum purpureum*, GRACEFUL GRASSES® BLUE MOHAWK™ *Juncus inflexus* with GRACEFUL GRASSES® Fiber Optic Grass *Scirpus cernuus*
Behind table at left: GRACEFUL GRASSES® Toffee Twist *Carex flagellifera* with Efanthia *Euphorbia amygdaloides* hybrid

On table, left to right: Angelina *Sedum*, Scotch Moss *Sagina*, Elijah Blue *Festuca glauca*

Behind table at right: GRACEFUL GRASSES® VERTIGO® *Pennisetum purpureum*

Outlined at right: SOPRANO® Purple and SOPRANO® Light Purple *Osteospermum* hybrids and Eternally Graped – SUPERBELLS® Grape Punch *Calibrachoa* hybrid and Sweet Caroline Raven *Ipomoea batatas*





Opposite from left: COLORBLAZE® LifeLime *Solenostemon scutellarioides* (Coleus);

Real Radiance – SUPERBELLS® Dreamsicle, SUPERBELLS® Red and SUPERBELLS® Saffron *Calibrachoa* hybrids

On table: SUNSATIA® Lemon *Nemesia* hybrid

Opposite in squares, left to right: SUPERBELLS® Dreamsicle, SUPERBELLS® Saffron, SUPERBELLS® Red, and SUPERBELLS® Apricot Punch *Calibrachoa* hybrids







Neutral Knockout

Elegance can be monochromatic. It's true in fashion and in garden design.

Here you see just how appealing a narrow colour palette can look. And the design packs an even bigger punch when you select the right containers. While that can be a mix-and-match approach with various sizes, shapes, colours, and groupings of containers, you can see that identical containers can be stunning, too. It's especially effective when they complement rather than contrast with the colour scheme and when they match the environment and architectural style and detail of the surrounding space.

Another powerful element that will grab attention is contrasting foliage and flowers. Here, the shape, height, colour, and texture of Graceful Grasses® Vertigo® and Fiber Optic Grass add an element of elegance and style to the combinations.





Opposite and above:

Summit Ridge –

ILLUSION® Garnet Lace *Ipomoea batatas*, GRACEFUL GRASSES® VERTIGO® *Pennisetum purpureum*, and SUPERTUNIA® White and SUPERTUNIA® White Russian *Petunia hybrids*
Above in small container: ILLUSION® Garnet Lace *Ipomoea batatas*

At left, clockwise from bottom:

GRACEFUL GRASSES® Fiber Optic Grass *Scirpus cernuus*

Bonfire Beach –

Sweet Caroline Bewitched *Ipomoea batatas*, SUPERTUNIA® White and SUPERTUNIA® White Russian *Petunia hybrids*, and COLORBLAZE® 'Sedona' *Solenostemon scutellarioides* (Coleus)

Little Charmer –

Sweet Caroline Bewitched *Ipomoea batatas* and GRACEFUL GRASSES® Fiber Optic Grass *Scirpus cernuus*

Outlined combo at left:

Vanilla Truffle –

ILLUSION® Garnet Lace *Ipomoea batatas* and SUPERTUNIA® White and SUPERTUNIA® White Russian *Petunia hybrids*



Rainbow's End

Another neutral setting. A completely different result. Unlike the limited-colour approach on the previous page, this neutral outdoor space makes use of a much broader colour palette. The results are different, but equally striking.

How do you decide which approach to take? There really are no right answers. Just like some prefer that their shoes and bag match their suit, others choose to show off their style with splashes of colour. It's really a matter of personal taste. And while there really are no rules, you're more likely to have success if you have a plan. Creating a look you love begins by considering the existing pieces in your wardrobe, or, in this case, in your garden, and then finding just the right colours, shapes, and textures of accessories to complete your design.

At left: Sweet Caroline Raven *Ipomoea batatas*, DAREDEVIL® Claret *Pelargonium zonale* (also in foreground) and SNOWSTORM® GIANT SNOWFLAKE® *Sutera hybrid*

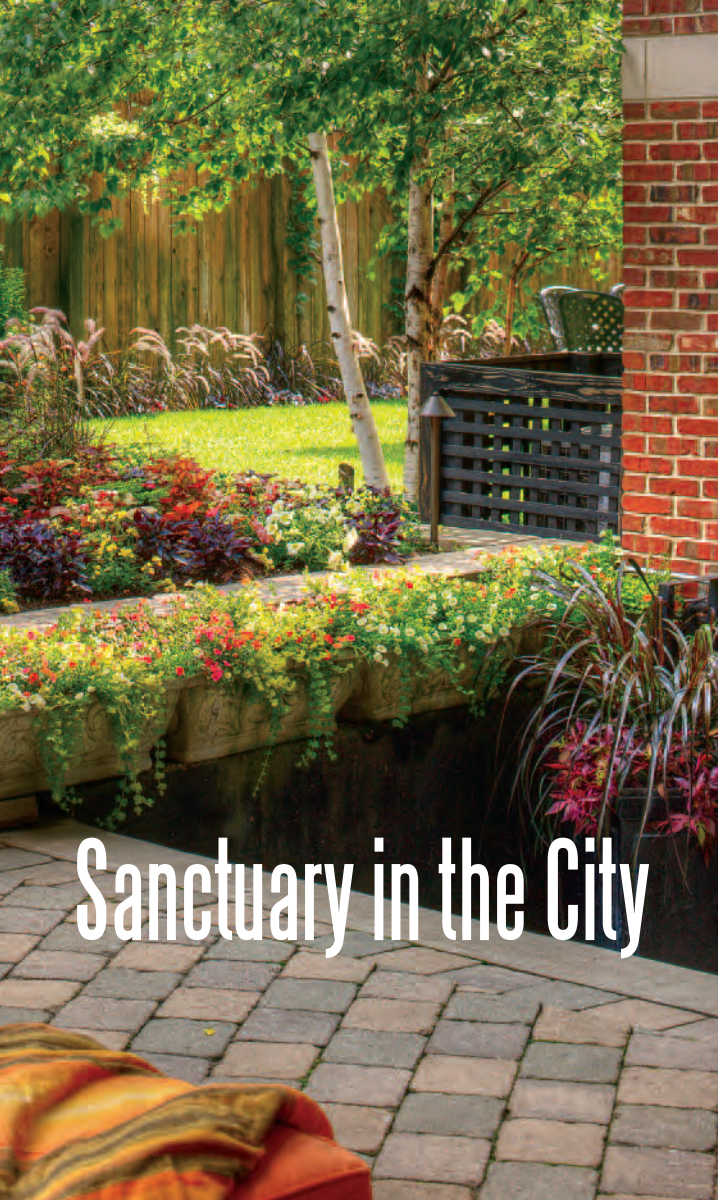
Opposite, plants used in various combos: ANGELFACE® Blue *Angelonia hybrid*, SUPERBELLS® Plum, SUPERBELLS® Red, and SUPERBELLS® Yellow *Calibrachoa hybrids*, Sweet Caroline Bewitched and Sweet Caroline Raven *Ipomoea batatas*, SUNSATIA® Raspberry *Nemesia hybrid*, SUPERTUNIA® Red and SUPERTUNIA® Royal Velvet *Petunia hybrids*, and COLORBLAZE® Dipt in Wine *Solenostemon scutellarioides* (Coleus)

Alone in centre photo: GRACEFUL GRASSES® KING TUT® *Cyperus papyrus*









Sanctuary in the City



Urban living might create some unique challenges for garden lovers, but city spaces also offer many creative opportunities to design your own sanctuary in the middle of all the hustle and bustle.

Be sure to examine your garden from several perspectives to assess the possibilities created by the architectural features of your space. The view from an upstairs window or balcony may offer new ideas for the garden below. You might see a chance to use a blank wall or fence as a unique canvas for garden artistry. And view your garden at different times of the day not only to be sure that you choose the right plants for the right light, but to see where candles or small lights can add to the peacefulness of your city retreat.

At left: see page 10 for plant list Above: SUPERBELLS® Tequila Sunrise *Calibrachoa* hybrid



- A Hanging baskets of bright coloured, trailing plants can be added along brick walls, decorative fences, and patio edges to increase colour and texture in your city sanctuary. Or add narrow borders of ornamental grasses and foliage plants such as Sweet Potato Vine, Heuchera, or Coleus to add elegance and flair.
- B Groupings of containers are an excellent way to add height and colour while providing the additional benefit of softening the hard edges of concrete stairways and borders.
- C Add colour and beauty to outdoor tables by adding potted flowers.
- D Take a creative approach to blank walls by punctuating them with simple terra cotta containers suspended in metal rings and filled with colourful Proven Winners plants.
- E Add flair and vertical architecture to urns by planting a compact, slow-growing shrub in the centre surrounded by lower-growing flowering plants.
- F Extend the use of your outdoor sanctuary into the evening by adding lighting. If permanent outdoor lighting is not in your budget, more economical choices include fire rings and candles in hanging lanterns.

Matching containers (page 8):

SUPERBELLS® Dreamsicle and SUPERBELLS® Yellow Chiffon *Calibrachoa hybrids*, Efanthia *Euphorbia amygdaloides hybrid*

In raised beds (page 8, and F at right):

Efanthia *Euphorbia amygdaloides hybrid*, Sweet Caroline Raven *Ipomoea batatas*, LUSCIOUS® Citrus Blend *Lantana hybrid*, SUNSATIA® Lemon *Nemesia hybrid*, GRACEFUL GRASSES® Purple Fountain Grass *Pennisetum setaceum*, SUPERTUNIA® Citrus *Petunia hybrid*, COLORBLAZE® Dark Star, COLORBLAZE® Kingswood Torch, COLORBLAZE® Royal Glissade, and COLORBLAZE® 'Sedona' *Solenostemon scutellarioides* (Coleus)

Window boxes on edge of raised beds (page 8, and F at right):

SUPERBELLS® Dreamsicle, SUPERBELLS® Yellow, SUPERBELLS® Yellow Chiffon *Calibrachoa hybrids*, and Goldilocks *Lysimachia nummularia*

Urn with shrub in centre (E):

SUNJOY® Gold Pillar *Berberis thunbergii* planted with same plant combination as in the window boxes

Hanging baskets (A):

SUPERBELLS® Dreamsicle and SUPERBELLS® Yellow Chiffon *Calibrachoa hybrids*, and Goldilocks *Lysimachia nummularia*

Border (A):

GRACEFUL GRASSES® Purple Fountain Grass *Pennisetum setaceum* and Sweet Caroline Raven *Ipomoea batatas*

Container grouping (B):

DOLCE® Crème Brûlée and DOLCE® Licorice *Heuchera hybrids*, ILLUSION® Garnet Lace *Ipomoea batatas*, Sweet Caroline Raven *Ipomoea batatas*, GRACEFUL GRASSES® VERTIGO® *Pennisetum purpureum*, and COLORBLAZE® 'Sedona' *Solenostemon scutellarioides* (Coleus)

Container on table (C):

SUPERBELLS® Dreamsicle and SUPERBELLS® Yellow *Calibrachoa hybrids*

Wall containers (D):

SUPERBELLS® Dreamsicle and SUPERBELLS® Yellow Chiffon *Calibrachoa hybrids*, Goldilocks *Lysimachia nummularia*, and Sweet Caroline Raven *Ipomoea batatas*





Small Spaces, Beautiful Oasis



A



B



C

Big ideas can convert small spaces to beautiful places. And it all begins with creativity in containers. Start with potted deciduous shrubs of varying heights and shapes to create a living, green backdrop and then fill in with containers of unique, easy-to-grow annuals, like our new Superbells® Cherry Star. Using one flowering variety per container allows you to maximize the colour impact and contrast of the annual plants.

With a plan like this, you can make long-term use of shrubs that can weather harsh winters and you can create a new colour scheme each year to keep your oasis beautiful and interesting. And best of all, you have the flexibility to rearrange the containers throughout the season to create a different effect. It's how you can create a moveable garden that moves you and those who enjoy it with you.



Plants used in various container groupings (A, B):
 SUPERBELLS® Yellow Chiffon *Calibrachoa* hybrid
 SUPERTUNIA® Bermuda Beach *Petunia* hybrid
 SUPERBENA® Peachy Keen *Verbena* hybrid
 Containers with grass in centre (A, B):
 GRACEFUL GRASSES® BLUE MOHAWK™ *Juncus inflexus*
 SUPERTUNIA® Bermuda Beach *Petunia* hybrid
 COLORBLAZE® Alligator Tears *Solenostemon scutellarioides* (Coleus) with Variegated Yucca in back

Window boxes (C):
 SUPERBELLS® Cherry Star and SUPERBELLS® Yellow Chiffon *Calibrachoa* hybrids and 'Sweet Caroline Sweetheart Light Green' *Ipomoea batatas*

Window box above container grouping (B):
 Efanthia *Euphorbia amygdaloides* hybrid, Goldilocks *Lysimachia nummularia*, and COLORBLAZE® Royal Glissade *Solenostemon scutellarioides* (Coleus)

Rectangular container (B, right corner):
 GRACEFUL GRASSES® Fiber Optic Grass *Scirpus cernuus* and
 COLORBLAZE® Royal Glissade *Solenostemon scutellarioides* (Coleus)

Outlined flowers:
 SUPERBELLS® Cherry Star
Calibrachoa hybrid





SUNSATIA® Lemon
Nemesia hybrid

COLORBLAZE® LifeLime
Solenostemon scutellarioides (Coleus)

Butterfly *Argyranthemum frutescens*

Heart of Gold –
SUPERBELLS® Yellow Chiffon *Calibrachoa hybrid*
FLAMBE® Yellow *Chryscephalum apiculatum*
DIAMOND FROST® *Euphorbia hybrid*

A

GOLDILOCK ROCKS®
Bidens hybrid



Ace of Hearts –
ROCKAPULCO® Coral Reef
Impatiens walleriana
COLORBLAZE® Kingswood Torch
Solenostemon scutellarioides (Coleus)

INFINITY® Electric Coral and
INFINITY® Salmon Bisque
New Guinea Impatiens

COLORBLAZE® Velvet Mocha
Solenostemon scutellarioides (Coleus)

B

GRACEFUL GRASSES® VERTIGO®
Pennisetum purpureum



Born to be Wild –
 SENORITA ROSALITA® *Cleome* hybrid
 GRACEFUL GRASSES® KING TUT® *Cyperus papyrus*
 DOLCE® Licorice *Heuchera* hybrid
 ILLUSION® Emerald Lace *Ipomoea batatas*
 LAGUNA® Heavenly Lilac *Lobelia* hybrid

C

In Good Company –
 LITTLE HENRY® *Itea virginica*
 SUPERTUNIA® 'Lavender Skies' *Petunia* hybrid
 COLORBLAZE® Dark Star *Solenostemon scutellarioides* (Coleus)

Tapestry –
 ANGELFACE® Blue *Angelonia* hybrid
 ILLUSION® Midnight Lace *Ipomoea batatas*
 COLORBLAZE® Dipt in Wine *Solenostemon scutellarioides* (Coleus)
 SNOWSTORM® Pink *Sutera* hybrid

Container Space for Every Taste

Containers give you so many options for your patio or outdoor living space, and they allow you the versatility of changing colour schemes. Just remember as you make your plant choices to keep in mind the colour of your permanent fixtures, such as your patio umbrella and outdoor cushions. Here are three approaches in three colour schemes that can be used in the same amount of patio space.

- A** Mix several small to midsized containers filled with a single variety of flowering or foliage plants. Be sure to select a group of containers that complement each other in colour so they look like a family. You can rearrange your grouping to give your space a new look throughout the summer.
- B** Choose containers that vary in shape and size but are from the same colour family. Fill smaller containers with flowering plants, adding foliage for texture and added interest. Plant a large specimen plant in the tallest container to create a strong vertical focus and to act as a backdrop to the other containers. Good plants for this use include Graceful Grasses® Vertigo® or King Tut®, or slow-growing vertical shrubs like Sunjoy® Gold Pillar, Sky Pointer™ Ilex, or Fine Line® Rhamnus.
- C** Create a family of more complex combinations that complement each other. Start by selecting containers of similar size, shape, and colour. Choose flowering and foliage plants that are in a narrow colour palette but that include varieties from the pastel hues on one end of the colour range to the deep, dark colours on the other end.



Oh, Canada

With summer comes family barbecues, neighbourhood block parties, graduation and anniversary celebrations, and, of course, Canada Day. All these gatherings with friends and family are the perfect opportunity to create a strong summer theme in your garden. With so many beautiful flowering options from Proven Winners in this patriotic duo, you can create lovely combinations to complement any area where white or red is the dominant colour – whether that's something as expansive as the white exterior of your home or something much smaller, such as a red door or adirondack chair or a white picket fence.

And don't be afraid to use this patriotic palette to contrast with blue, black, or green outdoor elements as well.

Opposite, left to right:

Ice Castle –

CASTLE WALL™ *Ilex x meservae*

underplanted with

DIAMOND FROST® *Euphorbia* hybrid

ROCKAPULCO® Red *Impatiens walleriana*

ROCKAPULCO® White *Impatiens walleriana*

At right in container and outlined:

Dynamite & White –

SUPERBELLS® Red *Calibrachoa* hybrid

SUPERTUNIA® White *Petunia* hybrid





DAREDEVIL® Claret *Pelargonium zonale*

SUPERBELLS® White *Calibrachoa hybrid*

SUNSATIA® Raspberry *Nemesia hybrid*

SNOW PRINCESS® *Lobularia hybrid*

SUPERTUNIA® Red *Petunia hybrid*

Two colours can create dozens of designs when you match unique plants with interesting containers. As you can see here, there are endless possibilities for combining these colours, from vibrant red plants in red, bowl-shaped containers to blooming white plants in neutral green urns. Let Canada's colours, and Proven Winners, inspire you.



COLORBLAZE® Kingswood Torch
Solenostemon scutellarioides (Coleus)

DAREDEVIL® Fire *Pelargonium zonale*



SUPERTUNIA® White *Petunia* hybrid

TUKANA® Scarlet Star *Verbena* hybrid






What Does P. Allen Smith Recommend for Your Garden?


These 40 Proven Winners Annuals, Perennials, and Shrubs

A passionate gardener who shares his ideas, enthusiasm, and expertise for garden design with the public, P. Allen Smith knows a good thing when he sees it. And his Platinum Collection proves that he sees it in Proven Winners. Many of the ideas he shares with his viewers and readers include our annuals, perennials, and shrubs because they're colourful, vigorous, and reliable. In fact, P. Allen Smith has expanded his Platinum Collection to include long-time gardener favorites as well as some of the most innovative new varieties on the market. Take your *Gardener's Idea Book* to your favourite garden centre this spring, and choose some of P. Allen Smith's recommendations for your containers and landscape.

At left: P. Allen Smith with LUCIA® Lavender Blush *Lobelia erinus*, Sweet Caroline Raven *Ipomoea batatas*, GRACEFUL GRASSES® Purple Fountain Grass *Pennisetum setaceum*, SUPERTUNIA® Royal Velvet *Petunia hybrid*, and COLORBLAZE® 'Sedona' *Solenostemon scutellarioides* (Coleus)



ANGELFACE® Blue
Angelonia hybrid




GOLDILOCKS ROCKS™
Bidens hybrid



SUPERBELLS® Plum
Calibrachoa hybrid



SUPERBELLS® Red
Calibrachoa hybrid



SUPERBELLS® Blackberry Punch
Calibrachoa hybrid




SUPERBELLS® Yellow Chiffon
Calibrachoa hybrid




SEÑORITA ROSALITA®
Cleome hybrid




GRACEFUL GRASSES® KING TUT®
Cyperus papyrus



DIAMOND FROST®
Euphorbia hybrid




ROCKAPULCO® series
Impatiens walleriana



'Sweet Caroline Light Green'
Ipomoea batatas




Sweet Caroline Raven
Ipomoea batatas




LUSCIOUS® CITRUS BLEND™
Lantana hybrid




BROADWAY LIGHTS™
Leucanthemum hybrid




LAGUNA™ Sky Blue
Lobelia hybrid




LUCIA® Lavender Blush
Lobelia hybrid



SNOW PRINCESS®
Lobularia hybrid




GOLDDUST™
Mecardonia




Opal INNOCENCE®
Nemesia fruticans hybrid



Lemon SYMPHONY
Osteospermum hybrid



CHARMED® Wine
Oxalis regnellii




DAREDEVIL® Mulberry
Pelargonium zonale



SUPERTUNIA® Bordeaux
Petunia hybrid




SUPERTUNIA® PRETTY MUCH
PICASSO® *Petunia hybrid*



SUPERTUNIA® Royal Velvet
Petunia hybrid




SUPERTUNIA® Vista Bubblegum
Petunia hybrid



COLORBLAZE® Dipt in Wine
Solenostemon scutellarioides



COLORBLAZE® 'Sedona'
Solenostemon scutellarioides



SNOWSTORM® GIANT
SNOWFLAKE® *Sutura hybrid*



SUPERBENA® Royale Chambray
Verbena hybrid

Perennials



'Going Bananas'
Hemerocallis



'Primal Scream'
Hemerocallis



'Autumn Frost'
Hosta



'Banana Cream'
Leucanthemum



'Cheyenne Sky'
Panicum



LO & BEHOLD®
Buddleia x 'Blue Chip'



INCREDIBALL®
Hydrangea aborescens



INVINCIBELLE® Spirit
Hydrangea aborescens



'Limelight'
Hydrangea paniculata



LITTLE HENRY®
Itea virginica

ColorChoice Shrubs



Lotsa Hosta

Whether you're looking for a shade-loving plant to fill a spot as big as a team of Little Leaguers or you need colourful, durable plants to tuck in a small shady corner of your yard, there is a Hosta to fill the bill. The six exceptional perennials shown here are mainstays of the shade garden because they are strong, reliable growers that require minimal care to add unique foliage and flowering interest to your landscape. If your garden gets minimal sunlight, you can use these top-performing Hostas to provide brightness, and when you combine them with other shade lovers, such as perennials like Dolce® Heuchera and Pink Chablis® Lamium or flowering annuals like Rockapulco® and Infinity® Impatiens, you really turn the lights on.

'Empress Wu' Hosta –

With leaves that can measure 18" wide and long, this is a giant beauty that makes a stunning focal point in a garden. In early to midsummer, it also features pale reddish-violet flowers.



'Autumn Frost' Hosta –

This plant has outstanding coloration, boasting brilliant blue and yellow in the spring. It grows to about 1' high and 2' wide and is topped with light lavender flowers in mid to late summer.

'Goodness Gracious' Hosta –

This Hosta is a radiant beacon of yellow in the spring, so it combines beautifully with brightly coloured spring flowering plants. It grows 28" wide and 20" high and is a real showstopper.

'Wheee!' Hosta –

What sets this plant apart is its extremely ruffled leaves. Purple scapes also carry light lavender flowers in midsummer. At 11" to 18" tall, 'Wheee!' makes an exceptional specimen in containers and adds interest at the edge of a border.

'Seducer' Hosta –

The large, green leaves also feature gold ruffles and white markings. Lovely near-white tubular flowers appear from late summer through early fall. Be sure you have space for this plant, as it will spread to 3' and will grow over 2' tall.

'Hudson Bay' Hosta –

'Hudson Bay' is a true tricolor with wide, bright blue margins and apple green jetting that contrasts with the creamy white centre. This elegant plant grows quickly to 2' tall by 2' wide.



'Wheee!' Hosta



Delightful Daylilies

Daylilies require very little care but deliver very big results. And these five new Daylilies from Proven Winners deliver some of the biggest results, with huge bloom power in a range of unique colours and shapes. These beauties establish quickly, grow vigorously, and survive even harsh winters to come back beautifully year after year. They're perfect in flower borders, in masses, or on slopes, where they form a dense mat of blooms in just a few years.

In addition to their stunning blooms, these Daylilies add arching, sword-like foliage to your landscape. Plus, their elegant height allows you to fill in your garden space with some personal touches, such as charming birdbaths and statuary or whimsical containers like the duo shown to the right.

Opposite, at far left: 'Going Bananas' *Hemerocallis* with SUPERBELLS® Pink *Calibrachoa hybrid* and MY MONET™ *Weigela florida*

Opposite, left to right: 'Ruby Spider' *Hemerocallis*, 'Siloam Peony Display' *Hemerocallis*, 'Going Bananas' *Hemerocallis*, 'Nosferatu' *Hemerocallis*, and 'Primal Scream' *Hemerocallis*

At right: LAGUNA™ Sky Blue *Lobelia hybrid*

At far right: Up & Coming – GRACEFUL GRASSES® Toffee Twist *Carex flagellifera*, Sweet Caroline Raven *Ipomoea batatas*, and COLORBLAZE® Dipt in Wine *Solenostemon scutellarioides* (Coleus)



Rooster Pots are from Anamese Garden & Home, 800.385.4948




Tried & True Hydrangea

Looking for a beautiful bloomer that you can rely on to bring colour to your garden year after year? Then Proven Winners ColorChoice® Hydrangea should be on your list. For big blooms, big colour, and big value, there is nothing better for your landscape or easier to grow. And the exceptional hardiness of the three varieties shown here make them near-foolproof. All are strong, vigorous growers that perform no matter the weather or soil conditions. And they're beautiful. Pinky Winky™ features big blooms that emerge white and turn deep pink as the summer progresses. 'Limelight' has blooms that open creamy white, turn lime green, and then deep pink in the fall. And Little Lime™ has the same distinctive features of 'Limelight' but is one-third the size of its larger cousin, which makes it perfect for smaller, tighter garden spaces.



Opposite: PINKY WINKY™ *Hydrangea paniculata*
 Above: 'Limelight' *Hydrangea paniculata*
 At far right: LITTLE LIME™ *Hydrangea paniculata*
 Insets: 'Limelight' *Hydrangea paniculata*
 showing the progression from creamy white
 to lime green to deep pink in the fall





1. Select a favourite container.
Make sure it has a drainage hole.
Fill it with a quality potting soil.
Add Proven Winners
time-release plant food.
2. Select a vibrant combination
of Proven Winners plants.
Make sure they have the same
light and water requirements.
Purchase equal numbers of
each – 2 each for a 14"
container and 3 or more
for larger containers.
3. Choose one variety and plant in
opposite sides of the container.
Plant the second variety alternating
with the first. Fill the container with
the third variety. (See diagram at right.)
4. Add extra soil as necessary keeping
the soil level about 1" below the
top of the container. With time,
water, and Proven Winners plant
food, your container will grow
into a tapestry of bright,
shimmering colours.

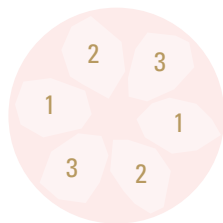
See for yourself how easy it is to create
your own Bermuda Skies combination.
Visit [www.provenwinners.com/
nationalcombo2012](http://www.provenwinners.com/nationalcombo2012) to view
a step-by-step video online.

A Recipe for Success

One of the most frequent questions gardeners ask is how they can plant a container that will be as healthy and vigorous as the ones they see in magazines. As with any recipe, the key to success is the right ingredients. For the Bermuda Skies combination you see here, those ingredients include three exceptional, easy-to-grow Proven Winners plants: Superbells® Yellow Chiffon, Laguna™ Sky Blue, and Supertunia® Bermuda Beach. When you add the right container, soil, and fertilizer, and you follow these step-by-step instructions, you have the perfect combination.

Bermuda Skies

- 1 SUPERBELLS® Yellow Chiffon
Calibrachoa hybrid
- 2 LAGUNA™ Sky Blue
Lobelia hybrid
- 3 SUPERTUNIA® Bermuda Beach
Petunia hybrid





WaterWise® Kit

Take the guesswork out of watering by installing this easy-to-use, self-contained kit that waters up to 10 containers or 30 feet of landscape from a single faucet.



Proven Winners Plant Foods

Our continuous release plant food delivers nutrients continuously – every day – for a full gardening season.

Our water soluble plant food is fast acting and contains EDDHA iron, which keeps plants green and healthy longer.



The #1 Plant Brand.®

111 East Elm Street, Suite D
Sycamore, Illinois 60178

PRSRT STD
U.S. Postage
PAID
Bloomington, IL
Permit No. 437

To purchase these and other great gardening products from Proven Winners, visit www.provenwinners.com.

We're Here to Help

If you're looking for more great ideas or for additional information on Proven Winners varieties, visit your local independent garden centre. More than 8,000 of them across North America know and grow Proven Winners. They are your resource for questions about which plants will be successful in your climate and your garden and how best to care for them. To find a local independent garden centre that sells Proven Winners, visit www.provenwinners.com. You'll find lots of helpful gardening tips and ideas on our site as well. And if you have other questions, call us at 877-865-5818. The Proven Winners team is here to help.



Suggested Retail Price: \$1.00

© 2012 Proven Winners® All rights reserved.