



IDEAS GALORE AND MORE

Prepare to be inspired! The annuals, perennials, and shrubs you'll find in this creative idea guide have been rigorously trialed and carefully selected to make your home and garden even more beautiful. Whether you're looking for a quick fix or a total makeover, you'll find inspiration here.

Be sure to ask for your favorite Proven Winners plants by name at independent garden centers across North America. Find one near you and see our entire plant line, design ideas, and care tips on www.provenwinners.com or speak with one of our gardening enthusiasts at 1-815-895-8130.

PW
PROVEN
WINNERS®

The #1 Plant Brand.®

111 East Elm Street, Suite D
Sycamore, Illinois 60178

Important Legal Notice: The plant varieties shown herein are protected by U.S. Plant Patents, or are U.S. Plant Patent Applied For, are protected by Canadian Plant Breeders' Rights, or are Canadian Plant Breeders' Rights Applied For, and/or are protected by trademark law. International Plant Breeders' Rights and/or trademarks also apply. In the U.S. and Canada, please visit provenwinners.com/patents for more information.



© 2015 Proven Winners® All rights reserved.

THE GARDENER'S IDEA BOOK



PW
PROVEN
WINNERS®
The #1 Plant Brand.®



JOIN THE PARTY!

One of the most rewarding things gardeners can do is share meaningful time in the garden with family and friends. You've fertilized your containers faithfully each week, deadheaded your daylilies, and pruned your shrubs at just the right time. Now you're ready to host a garden party!

Create a party atmosphere by starting with a canvas-covered gazebo where your guests can gather to enjoy the spectacular view of your well-tended garden. Be sure to anchor the posts in as directed by the manufacturer to avoid mishaps.

Add large, decorative combination planters at each corner to visually ground the gazebo and make it look like it was built especially for that space. Choose plants that coordinate with surrounding in-ground plantings or create an entirely new color palette for the space.

Top it all off with coordinating accent pillows and other matching accessories to pull the whole look together. That's it! Now sit back and take a deep breath – your guests are going to love your new garden retreat!



CANVAS-COVERED, 10 X 10 FT GAZEBOs ARE COMMONLY AVAILABLE LEADING INTO THE SUMMER MONTHS.

In containers at posts: 'Burgundy Glow' *Ajuga reptans*, SUPERBELLS® *Spicy Calibrachoa*, PINK MINK® *Clematis*, SUPERTUNIA® Flamingo *Petunia*, SUPERTUNIA® Vista Silverberry *Petunia*, and 'Golden Delicious' *Salvia elegans*

Single container under canopy: DIAMOND FROST® *Euphorbia* and SUPERTUNIA® Flamingo *Petunia*

In the landscape: ARTFUL™ FIRE AND ICE™ *Caladium hortulanum*, ARTFUL™ HEARTFIRE™ *Caladium hortulanum*, LET'S DANCE® RHYTHMIC BLUE™ *Hydrangea macrophylla*, COLORBLAZE® ROYAL GLISSADE® *Solenostemon* (Coleus), and DOUBLE PLAY® Blue Kazoo *Spirea*



LET'S PLAN A STAYCATION

Who needs a plane ticket? You can recreate the beauty of the tropics right outside your back door with Bahama Beach. Purchase the pre-planted combo at your favorite local garden center or make your own using the three cool colored beauties shown here.

Complete the breezy tropical look with pale ocean blue and white linen cushions on your lounge furniture paired with beachy accessories you find around the house to set your table. Anything with a relaxed feel will do – the idea is to create your own little oasis right at home. Want to splurge a little? Hire a travelling masseuse to treat you and your girlfriends to neck and shoulder massages while you sip margaritas “seaside.”



REPEATING RICHLY COLORED COMBINATIONS ALONG A LEDGE LENDS AN ELEGANT FLAIR TO THE SPACE.



Bahama Beach combination:
SUPERBELLS® Lemon Slice *Calibrachoa*
LAGUNA™ Sky Blue *Lobelia*
SUPERTUNIA® Bordeaux *Petunia*



CHIC & EASY PORTABLE URBAN GARDEN

No ground to garden in? No worries! Whether you're looking to create privacy around a patio or define an outdoor gathering space, it's easy to get this look with a portable garden. This brilliant idea comes from award winning southern designer Jon Carloftis, owner of Fine Gardens, in Bucks County, PA and Lexington, KY.

It's easy to make this trendy portable urban garden using relatively inexpensive galvanized horse water troughs available at local farm supply stores – paint them to match your patio decor or leave them silver if you're into the industrial look. Keep the plugs in the bottom of the troughs if you're creating a portable water garden, or remove them to create good drainage for flowering plants and veggies.

Design your trough plantings around your needs, using taller shrubs and ornamental grasses in the back to screen for privacy if desired and lots of gorgeous color up front. This is a great place to stick in a few herbs like Sweet Romance™ lavender to spice up your new little corner of paradise.

Small horse tank top left: SUPERTUNIA® Limoncello *Petunia* and SUPERBENA® Royale Cherryburst *Verbena* with tomatoes and peppers

Small horse tank top center: GRACEFUL GRASSES® BABY TUT™ *Cyperus involucratus*, GRACEFUL GRASSES® KING TUT® *Cyperus papyrus*, GRACEFUL GRASSES® BLUE MOHAWK® *Juncus inflexus*, GRACEFUL GRASSES Fiber Optic Grass *Scirpus cernuus*, and 'Ogon' *Acorus*

Large horse tank: SUREFIRE™ Rose *Begonia benariensis*, 'Sweet Caroline Red' *Ipomoea batatas*, Sweet Caroline Raven *Ipomoea batatas*, LUSCIOUS® Marmalade *Lantana camara*, SUPERTUNIA® Black Cherry *Petunia*, ABLAZIN™ Purple *Salvia*, and five NORTH POLE® *Thuja occidentalis* along the back




NOURISHING MOTHER EARTH'S WINGED CREATURES


Gardeners understand the critical importance of pollinators to our food and ornamental crops – we'd be lost without them. Butterflies, hummingbirds, and many kinds of bees are fun to observe in the garden too, and you can do your part to nourish them by planting the annuals, perennials, and shrubs they love.

Encourage super efficient pollinating Mason bees to take up residence in your garden by supplying them with a simple nest of tubular sticks, open dirt for mud-making, and plenty of flowers filled with nutritious pollen. No worries, these native bees are very child and pet friendly. The males don't have stingers and the females rarely sting (only if pinched or stepped on). Each industrious little mason bee can visit 1,000 flowers per day – 20x more than a honeybee! – and it takes just 2-3 to pollinate an entire mature apple tree.

Mother Earth's mason bees are fascinating creatures! Learn more about what you can do for them in your garden at www.provenwinners.com.



Mason Bee hive



Plants that attract hummingbirds:

Annuals:
Artist® Ageratum
Superbells® Calibrachoa
Vermillionaire® Cuphea
Luscious® Lantana
Supertunia® Petunia
Ablazin™ and Playin' the Blues™ Salvia
ColorBlaze® Solenostemon (Coleus)
Catalina® and Summer Wave® Torenia

Perennials:
Rainbow Rhythm™ Daylilies
Dolce® Heuchera (Coral Bells)
Summerific® Hibiscus
Shadowland™ Hostas
Monarda (Bee Balm)
'Cat's Meow' Nepeta (Catmint)
'Shockwave' Phlox
Color Spires® Salvia
Magic Show® Veronica

Shrubs:
Inspired™/Lo & Behold® Buddleia
Caryopteris (Bluebeard)
Sugar Shack™ Cephalanthus (Buttonbush)
Double Play® Spiraea
Sonic Bloom® Weigela



Plants that attract butterflies:

Annuals:
Artist® Ageratum
Cleome (Spider Flower)
Stratosphere™ and Karalee® Gaura
Luscious® Lantana
Laguna™ and Lucia® Lobelia
Princess and Knight Lobularia
(Sweet Alyssum)
Supertunia® Petunia
Intensia® Phlox
Ablazin™ and Playin' the Blues™ Salvia
Superbena® and Tukana® Verbena

Perennials:
Decadence® Baptisia
Festival Star™ Gypsophila
(Baby's Breath)
Fruit Punch® Dianthus (Pinks)
Rainbow Rhythm™ Daylilies
Dolce® Heuchera (Coral Bells)
'Tuscan Sun' Heliopsis
Sweet Romance™ Lavandula
(Lavender)
Amazing Daisies™ Leucanthemum
(Shasta Daisies)
'Bottle Rocket' Ligularia
Monarda (Bee Balm)
'Cat's Meow' Nepeta (Catmint)
Lemon Drop® Oenothera
'Shockwave' Phlox
Color Spires® Salvia
Rock 'n Grow™ Sedum
Magic Show® Veronica

Shrubs:
Pinky Bells™/Anniversary™ Abelia
Inspired™/Lo & Behold® Buddleia
Caryopteris (Bluebeard)
Ceanothus (New Jersey Tea)
Sugar Shack™ Cephalanthus
(Buttonbush)
Clethra (Summersweet)
Hibiscus (Rose of Sharon)
Lacecap Hydrangeas
Little Henry® Itea (Sweetspire)
Bloomerang® Syringa (Lilac)
Weigela

In landscape: LO & BEHOLD® 'Blue Chip Jr.' *Buddleia*, 'Sweet Caroline Light Green' *Ipomoea batatas*, 'Pardon My Pink' *Monarda*, 'Pardon My Purple' *Monarda*, MAGIC SHOW® 'Hocus Pocus' *Veronica*, SUPERTUNIA® Giant Pink *Petunia* and SUPERTUNIA® Royal Magenta *Petunia*

On table: CATALINA® Gilded Grape *Torenia*

In containers from left to right: SUPERTUNIA® PICASSO IN PINK® *Petunia*, SUPERTUNIA® Royal Magenta *Petunia*, SUPERTUNIA® Bermuda Beach *Petunia*, 'Sweet Caroline Light Green' *Ipomoea batatas*, SUPERTUNIA® Giant Pink *Petunia*, COLORBLAZE® ROYAL GLISSADE® *Solenostemon* (Coleus), and SUPERBELLS® Apricot Punch *Calibrachoa*



ARTFUL SOLUTIONS FOR SHADE

So many gardeners struggle with finding creative new ideas for the shade. Fortunately, breeders have placed renewed emphasis on developing alternatives to impatiens, like the new Pegasus™ Begonia which offers interesting texture and bold color for shade containers and landscapes.



WHAT IS SHADE? PARTIAL SHADE IS DEFINED AS 4-6 HOURS OF DIRECT SUNLIGHT PER DAY. FULL SHADE IS LESS THAN 4 HOURS OF SUN. LIMB LARGER TREES UP TO CREATE OPEN SHADE WHERE A GREATER PALETTE OF PLANTS WILL THRIVE.

Above behind table: PEGASUS™ Begonia and DIAMOND DELIGHT™ Euphorbia

Above in front of table from left to right: 'Sweet Caroline Bronze' *Ipomoea batatas*, GRACEFUL GRASSES® Purple Fountain Grass *Pennisetum setaceum*, COLORBLAZE® MAROONED™ *Solenostemon* (Coleus), 'Sweet Caroline Sweetheart Purple' *Ipomoea batatas*, CATALINA® Gilded Grape *Torenia*, CATALINA® Pink *Torenia*, and PEGASUS™ Begonia

Opposite:

1. Painted Desert
COLORBLAZE® ALLIGATOR TEARS™ *Solenostemon* (Coleus)
COLORBLAZE® LIME TIME™ *Solenostemon* (Coleus)
COLORBLAZE® MAROONED™ *Solenostemon* (Coleus)
COLORBLAZE® ROYAL GLISSADE® *Solenostemon* (Coleus)
COLORBLAZE® 'Sedona' *Solenostemon* (Coleus)
2. Neon Lights
'Sweet Caroline Light Green' *Ipomoea batatas*
INFINITY® Electric Coral *New Guniea Impatiens*
3. Northern Lights
COLORBLAZE® MAROONED™ *Solenostemon* (Coleus)
CATALINA® Gilded Grape *Torenia*
CATALINA® Pink *Torenia*
4. Cabin in the Woods
SUREFIRE™ Rose *Begonia benariensis*
COLORBLAZE® Dipt in Wine *Solenostemon* (Coleus)
5. Cabin Getaway
SUREFIRE™ Rose *Begonia benariensis*
COLORBLAZE® Kingswood Torch *Solenostemon* (Coleus)

6. Blushing Beaches
ARTFUL™ FIRE AND ICE™ *Caladium hortulanum*
ROCKAPULCO® Appleblossom *Impatiens walleriana*
ROCKAPULCO® Purple *Impatiens walleriana*
7. Island Reef
SUREFIRE™ Rose *Begonia benariensis*
Heart of the Jungle *Colocasia*
8. Private Island
SUREFIRE™ Rose *Begonia benariensis*
ARTFUL™ HEARTFIRE™ *Caladium hortulanum*
Heart of the Jungle *Colocasia*
9. Gem Dandy
DIAMOND FROST® *Euphorbia*
ROCKAPULCO® Coral Reef *Impatiens walleriana*
10. Blue Ridge Mountain
PEGASUS™ Begonia
DIAMOND DELIGHT™ *Euphorbia*




A SUNNY DISPOSITION



At left: SUPERBELLS® Plum *Calibrachoa*, SUPERBELLS® Yellow Chiffon *Calibrachoa*, and Opal INNOCENCE® *Nemesia fruticans*
Above: SUPERBELLS® Yellow Chiffon *Calibrachoa*, Bluebird *Nemesia fruticans*, and Lemon SYMPHONY *Osteospermum*

You’ve hit the jackpot if you garden in sun! There are endless choices of incredible colors, flowers, and foliage for sunny landscapes and containers – something to suit everyone’s garden style. Keep in mind if you are gardening in full sun, your plants will need plenty of water each day to keep their good looks.

 WHAT IS SUN? FULL SUN IS DEFINED AS GREATER THAN 6 HOURS OF DIRECT SUNLIGHT PER DAY. PARTIAL SUN IS 4-6 HOURS OF DIRECT SUN. PLANTS THAT REQUIRE FULL SUN USUALLY PREFER TO BE IN THE SUN DURING THE WARMEST HOURS OF THE AFTERNOON. FOR MANY PEOPLE, THE SUNNIEST SIDE OF THEIR GARDEN FACES SOUTH. READ MUCH MORE ABOUT SUN AND SHADE ON WWW.PROVENWINNERS.COM/LIGHT

- Opposite:
- | | |
|--|--|
| 1. Red Riding Hood
Sweet Caroline Raven <i>Ipomoea batatas</i>
SUPERTUNIA® Black Cherry <i>Petunia</i>
SUPERTUNIA® White Russian <i>Petunia</i> | 6. Showtime
SUPERBELLS® Yellow Chiffon <i>Calibrachoa</i>
VERMILLIONAIRE™ <i>Cuphea</i> |
| 2. Summer Punch
SUPERBELLS® Apricot Punch <i>Calibrachoa</i>
SUPERBELLS® Grape Punch <i>Calibrachoa</i>
SUPERBELLS® Pomegranate Punch <i>Calibrachoa</i> | 7. Royale London
SUNSATIA® Coconut <i>Nemesia</i>
SUPERTUNIA® Royal Magenta <i>Petunia</i>
SUPERBENA® Royale Cherryburst <i>Verbena</i> |
| 3. Living Proof
SUPERBELLS® Frostfire <i>Calibrachoa</i>
Sweet Caroline Bewitched <i>Ipomoea batatas</i>
GRACEFUL GRASSES® ‘Sky Rocket’ <i>Pennisetum</i> | 8. Optimistic
SUPERBELLS® Yellow Chiffon <i>Calibrachoa</i>
PINK WONDER™ <i>Scaevola aemula</i> |
| 4. On My Honor
DARK KNIGHT™ <i>Lobularia</i>
SUNSATIA® Lemon <i>Nemesia</i>
ANYTIME™ Sugarplum Pansiola <i>Viola x wittrockiana</i> | 9. Utopia
ARTFUL™ HEARTFIRE™ <i>Caladium hortulanum</i>
LUSCIOUS® Bananarama <i>Lantana camara</i>
SUPERTUNIA® Limoncello <i>Petunia</i>
COLORBLAZE® LIME TIME™ <i>Solenostemon</i> (Coleus) |
| 5. Dream Big
LUSCIOUS® Grape <i>Lantana camara</i>
GRACEFUL GRASSES® ‘Sky Rocket’ <i>Pennisetum</i>
ABLAZIN™ Purple <i>Salvia splendens</i> | |





Top Three Proven Winners Perennials for Containers

DOLCE® Heucheras
MAGIC SHOW®
'Enchanted Indigo' Veronica
SHADOWLAND™ 'Wheee!' Hosta

Top Three Proven Winners Perennials for Landscapes

SUMMERIFIC® Hibiscus
'Cat's Meow' Nepeta
AMAZING DAISIES™ DAISY MAY®
Leucanthemum



VERSATILE, VIVACIOUS PERENNIALS

Perennials are the ultimate sustainable plants, increasing in size and value each year, returning faithfully even after hard winters to strut their stuff again each spring. If you're the generous sort, you can share divisions with gardening friends and neighbors – longstanding grudges are said to have been ended over a choice clump of the magnificent 'Empress Wu' Hosta.

Proven Winners Perennials are so versatile, with offerings suitable for sun and shade (four new shade lovers introduced this year), containers and landscapes, and all types of soils. Their vivacious blossoms and fantastic foliage will be the highlight of your garden every year.

Above: SWEET ROMANCE™ *Lavandula*, 'Cat's Meow' *Nepeta* (Catmint), and GRACEFUL GRASSES® VERTIGO® *Pennisetum purpureum*

Opposite, clockwise starting in the upper left: FUN AND GAMES™ 'Leapfrog' *Heucherella*, COLOR SPIRES® 'Crystal Blue' *Salvia nemorosa*, 'Jade Peacock' *Tiarella*, SWEET ROMANCE™ *Lavandula*, SUMMERIFIC® 'Cranberry Crush' *Hibiscus*, and 'Cat's Meow' *Nepeta* (Catmint)



ROCK 'N GROW™ 'Lemonjade' *Sedum*



DOLCE® BRAZEN RAISIN™ *Heuchera hybrid*

















MAGIC SHOW™ 'Enchanted Indigo' *Veronica*



FIND MORE THAN 50 VARIETIES OF PROVEN WINNERS PERENNIALS ON WWW.PROVENWINNERS.COM/FIFTY THERE YOU'LL DISCOVER JUST THE RIGHT PERENNIAL MIX FOR SUN, SHADE, DROUGHT, DEER, AND MANY OTHER SEARCHABLE GARDENING FACTORS. THEN, ASK FOR YOUR FAVORITES BY NAME AT YOUR LOCAL RETAILER. THEY VALUE YOUR INPUT!



- 1. BOBO® Hydrangea**   Ht: 30-36" Zones 3-8
An undeniable asset to any small garden, Bobo is an extremely showy dwarf hydrangea that is engulfed with white flowers in summer, turning pink in fall.
- 2. INCREDIBALL® Hydrangea**  Ht: 4-5' Zones 3-9
Magnificent and massive blooms. The huge flower heads measure up to 12" in diameter, emerging lime green, changing to white, and then to green. Attracts butterflies.
- 3. BLOOMERANG® series Lilac**  Ht: 4-6' Zones 3-7
Bloomerang varieties are the most compact, most generously blooming and reblooming dwarf lilacs available. Fragrant flowers are prolific in spring, and the shrub reblooms again in mid-summer to frost, long past even the latest-blooming lilacs. Best in northern states.
- 4. BLOOM-A-THON® series Azalea**  Ht: 2-6' Zones 6-9
An azalea that's twice as nice because it blooms for months, not weeks, and can take the heat. Plus the disease-resistant foliage maintains excellent color all year long. Best in southern states.
- 5. OSO EASY® series Roses**  Ht: 2-4' Zones 3-9
Oso Easy landscape roses have glossy foliage, a low-mounding habit, and exceptional disease resistance.
- 6. LITTLE QUICK FIRE® Hydrangea**   Ht: 3-5' Zones 3-8
Little Quick Fire is the dwarf form of early blooming Quick Fire®. Its white flowers turn deep pink in summer and stay attractive into fall. It's a wonderful companion plant for Little Lime® and Bobo® hydrangeas.
- 7. LO & BEHOLD® series Butterfly Bush**  Ht: 18-30" Zones 5-9
Not only are the varieties in this collection of dwarf butterfly bush fragrant and beautiful, they are also non-invasive. And because they are continual bloomers, you can count on long-lasting color and constant butterfly and hummingbird visitors.
- 8. FIRE LIGHT® Hydrangea**   Ht: 4.5-6' Zones 3-9
Fire Light's upright panicles are packed with florets, which transform from pure white to rich pomegranate pink. Its thick, sturdy stems prominently display the flowers in the garden.
- 9. DOUBLE PLAY® series Spirea**   Ht: 2-3' Zones 4-8
For interesting foliage and intense flower color, this series of spirea has no equal. Compact, beautifully mounded plants, Double Play are also durable, showy, and easy to maintain.
- 10. 'Sweet Summer Love' Clematis**  Ht: 10-15' Zones 4-9
'Sweet Summer Love' has the flowers, the fragrance, the ease of growth, and beautiful cranberry-violet blooms that start over a month earlier than others. It will add lots of drama when trained up a trellis.

NINE DIVINE SHRUBS & ONE CLASSY CLEMATIS

At Proven Winners, our breeders are focused on developing only the most easy care, long blooming, refined woody ornamentals for today's busy gardeners. Pictured here are ten newer selections to watch, recommended by experts for the sunniest and partially shaded parts of your garden. Whether you are looking for woody ornamentals to define a new space in your landscape or to accent existing plantings, these offer long lasting, richly colored flowers and fantastic foliage all season.



WOODY ORNAMENTALS AREN'T JUST FOR THE LANDSCAPE ANYMORE. MANY COMPACT SELECTIONS LIKE BOBO® HYDRANGEA MAKE OUTSTANDING SPECIMENS IN LARGE CONTAINERS. TRY MIXING A FEW IN WITH YOUR PATIO ANNUALS FOR AN ELEGANT, MATURE LOOK IN JUST ONE SEASON. IF DESIRED, PLANT THEM INTO THE LANDSCAPE BEFORE WINTER ARRIVES OR OVERWINTER THEM INDOORS IN AN UNHEATED GARAGE.



Clockwise starting at left:
OSO EASY® Paprika,
Honey Bun, and
Strawberry Crush Rosa

HYDRANGEAS WE LOVE

Hydrangeas are one of those plants that have stood the test of time, as madly popular today as they were in your grandmother’s garden. Breeders have made incredible advancements over the years to bring us a vast array of diverse flower colors and shapes, tiny to tall habits, and incredible rebloomers that flower all summer. A few of our top favorites are pictured here. Discover many more on www.provenwinners.com.



At right: PINKY WINKY® *Hydrangea paniculata* underplanted with CRÉME FRAICHE® *Deutzia gracilis*. The hedge behind is SUNJOY® Gold Pillar *Berberis thunbergii*.

GROW YOUR OWN HYDRANGEA TREE

Save valuable garden space by going vertical with your hydrangeas. Purchase Panicle Hydrangea trees at your local garden center or make your own from 'Limelight' or Pinky Winky.® You'll just need a few square feet of garden space or a large container – either can be underplanted with colorful foliage or flowering annuals. If using, be sure to choose a container that won't be damaged over winter outdoors.

Hydrangea Tree Basics

1. Find the main stem coming from the center of the base of the plant. This will become the trunk of the hydrangea tree.
2. Develop a solid framework of 6-8 sturdy main branches coming off the trunk like spokes on an umbrella. Remove extra and crisscrossing branches. Also remove any errant stems growing from the base or sides of the trunk.
3. Plan to trim the branches of your hydrangea tree back hard every year in early spring. Don't worry about cutting off flower buds – these hydrangeas bloom on new wood.
4. Do so by cutting the branches back hard to about 6" or 2-3 nodes (bumps on the stem from which new growth sprouts). If you leave them too long, the branches may arch over under the weight of the flowers instead of keeping their shape in a compact, bushy canopy.



P. ALLEN SMITH KNOWS BEST

It's P. Allen Smith's passion to get people as jazzed up about gardening as he is, and if you've ever heard him speak you know it's from experience. As a third generation nurseryman and renowned garden designer, Allen knows great plants when he meets them. To share the bounty with his fellow gardeners, he recommends only the most colorful, vigorous, easy to grow plants of his signature Platinum Collection.


To see P. Allen Smith's entire Platinum Collection, go to www.provenwinners.com/pas-collection.



From left to right:
 SUPERBENA® Royale Red *Verbena*
 SUPERBELLS® Cherry Star *Calibrachoa*
 SUPERTUNIA® Pretty Much Picasso® *Petunia*
 SUPERBENA® Royale Peachy Keen *Verbena*
 SUPERBELLS® Lemon Slice *Calibrachoa*
 SUPERTUNIA® Limoncello *Petunia*
 SUPERTUNIA® Vista Bubblegum® *Petunia*
 SUPERBENA® Royale Chambray *Verbena*
 SUPERTUNIA® Royal Velvet *Petunia*

DESIGNING WITH COLOR THE P. ALLEN SMITH WAY

Allen knows that color has the power to set a mood or create the illusion of space, so he chooses his palettes wisely. Fiery reds and oranges add a spark of energy while cool blues and icy whites do the opposite, bringing calm to a space. Warm pinks and golds create a feeling of intimacy while soft yellows and lavenders can make a space feel more wide open. Consider your color scheme carefully before you go shopping, keeping in mind unchangeable elements like the color of your house or established trees and flowering shrubs in your landscape.



SUNNY ANNIVERSARY™ *Abelia* LO & BEHOLD® 'Lilac Chip' *Buddleia* TINY WINE™ *Physocarpus* HANDSOME DEVIL™ *Viburnum* MY MONET® 'Sunset' *Weigela florida*

ALLEN'S CHECKLIST FOR SELECTING THE PERFECT SHRUB

Shrubs play a key role in our gardens by acting as the "bones", giving our beds structure and setting the stage for colorful annuals and dynamic perennials. Here are three questions you should ask yourself before you buy:

- 1. Cultural Requirements** – Will it grow in my climate and growing conditions? Check the hardiness zone on the label to make sure it will survive your winter. Then check to see if it grows in sun or shade and wet or dry soil.
- 2. Size** – What is its mature height and width? Do you have enough space for it to grow, or do you need something that stays smaller?
- 3. Function** – What will its purpose be? Shrubs are wonderful for foundation plantings, hedges, screens, focal points, and mixed into the border for color and texture. Its purpose will help determine the size shrub you need.



Above: TINY WINE® *Physocarpus* with AMAZING DAISIES™ 'Banana Cream' *Leucanthemum superbum* and DARK KNIGHT™ *Lobularia*

A PLATINUM QUALITY COMBINATION

Design like a pro! Start by planting Tiny Wine® ninebark near the back of the border where its 3-4' height won't be a problem. Its super dark maroon purple foliage will set off the large, light yellow flowers of the 'Banana Cream' shasta daisies you plant in front of it. Lastly, add a border of Dark Knight™ sweet alyssum in front of the daisies to reflect the rich purple tones of Tiny Wine and add a heady fragrance to the garden. Voila! A platinum quality combination done in a snap!

Pictured here from left to right:
RUFFLES™ Lavender *New Guinea Impatiens*, PEGASUS™ *Begonia*,
and RUFFLES™ Peach *New Guinea Impatiens*



UPCYCLING WITH CREATIVE FLAIR

Instead of taking old or unwanted items and tearing them down for recycling, think first about how you might “upcycle” or create something new and better with them. Everything vintage is cool these days. All it takes is a creative eye to see the possibilities.

A collection of planted up collectable tin canisters artfully arranged on an antique baker’s rack becomes the talk of the kitchen when your friends stop by for lunch. Purple spray paint easily transforms stark white doilies into celestial stars. An old card catalog (remember those?) discarded by the local library becomes the perfect knick-knack holder for miniature plants.

 REGARDLESS OF WHAT CONTAINERS YOU CHOOSE TO UPCYCLE, BE SURE TO POKE DRAINAGE HOLES IN THE BOTTOM BEFORE PLANTING. IF YOU PLAN TO USE THE CONTAINERS LONG-TERM, YOU MAY NEED TO LINE THEM FIRST WITH PLASTIC OR LANDSCAPE FABRIC TO PROTECT THE INSIDES FROM ROTTING OR RUSTING.

Pictured here from left to right:
CATALINA® Midnight Blue *Torenia*, Goldilocks *Lysimachia nummularia*, CATALINA® Gilded Grape *Torenia*, CATALINA® Pink *Torenia*, and Irish Moss *Sagina subulata*



Pictured here from left to right:
ANYTIME™ Sugarplum Pansiola *Viola x wittrockiana*, ANYTIME™ Dove Pansiola *Viola x wittrockiana*,
and ANYTIME™ Quartz Pansiola *Viola x wittrockiana*



Pictured here from left to right:
COLORBLAZE® LIME TIME™ *Solenostemon* (Coleus), SNOW PRINCESS® *Lobularia*, ‘Sweet Caroline Light Green’ *Ipomoea batatas*, Irish Moss *Sagina subulata*,
COLORBLAZE® ALLIGATOR TEARS™ *Solenostemon* (Coleus), and SUPERTUNIA® White *Petunia*

PROJECT: SOUL CORNER



Large container at left: ARTFUL™ FIRE AND ICE™ *Caladium hortulanum*, DIAMOND DELIGHT™ *Euphorbia*, and GRACEFUL GRASSES® VERTIGO® *Pennisetum purpureum*
 Center container: SUPERBELLS® Strawberry Punch *Calibrachoa*
 Rectangular container: SUPERBELLS® Frostfire *Calibrachoa*, DIAMOND DELIGHT™ *Euphorbia*, and GRACEFUL GRASSES® "Fireworks" *Pennisetum*



BENCHES ARE EASY TO COME BY IF YOU DO A LITTLE LOOKING. WITH SOME VISION AND PAINT, THEY CAN BE COMPLETELY TRANSFORMED FOR MINIMAL COST AND EFFORT. JUST MAKE SURE IT IS STURDY AND CAN HANDLE A VISITOR NOW AND THEN BEFORE YOU BUY.



Left combination: Lemon SYMPHONY *Osteospermum*, 'Sweet Caroline Light Green' *Ipomoea batatas*, and SUPERTUNIA® Limoncello *Petunia*
 Combination behind bench: COLORBLAZE® ALLIGATOR TEARS™ *Solenostemon* (Coleus), COLORBLAZE® LIME TIME™ *Solenostemon* (Coleus), and PLAYIN' THE BLUES™ *Salvia longisicata x farinacea*
 Small container at right: SUPERTUNIA® Limoncello *Petunia*
 Combination at far right: MARIE GOLD™ *Ceanothus* and SUPERTUNIA® Indigo Charm *Petunia*

Sometimes we just need a place to rest, somewhere we can sit and take it all in, nourishing our soul with the beauty we have created. A bench is the perfect place for reflection. It doesn't have to be fancy (though you're certainly entitled to fancy). Choose a rustic wood bench, one with sleek modern lines, or a classic wrought iron park bench to suit your garden style.

Find a spot with the best view of your favorite part of the garden and anchor your bench there. Use large decorative containers planted with fragrant, beautifully textured plants of your favorite color at each end to visually ground the bench in the space. Add a comfy pillow or throw to make the space even cozier. Now the most important part – be sure to take the time to actually sit in your new soul corner every now and then!



Combination above: LUSCIOUS® CITRUS BLEND™ *Lantana camara*, 'Sweet Caroline Light Green' *Ipomoea batatas*, and COLORBLAZE® Dipt in Wine *Solenostemon* (Coleus)



ENHANCE YOUR LIVING SPACE OUTDOORS

On those beautiful summer mornings when the sun is shining and the birds are singing, it lifts your spirits to bring your morning coffee outside to enjoy the beauty you've created. Patios extend your living space to include the great outdoors. Define their edges by ringing the walls with window boxes which can also add privacy if needed. In the example shown here, 'Fireworks' ornamental grasses grow taller through the summer, screening in the space.

Blend your patio into the surrounding yard by creating a garden on its outside edge, softening it with pretty foliage and flowering plants. Repeat some of the colors used in your patio container plantings in this part of the garden for a more cohesive, professionally designed look. For example, here the dark tones of Sweet Caroline Bewitched sweet potato vines in the window boxes are repeated in the Colorblaze® Kingswood Torch coleus planted in the bed below.



PLANTS WITH UNIQUE FLOWERS LIKE SUPERBELLS® CORALBERRY PUNCH, SHOWN AT RIGHT, ARE PERFECT FOR PLANTING SOMEPLACE WHERE YOU'LL APPRECIATE THEIR BEAUTIFULLY INTRICATE COLOR PATTERNS UP CLOSE.



Windowbox combination: SUPERBELLS® Coralberry Punch *Calibrachoa*, DIAMOND FROST® *Euphorbia*, Sweet Caroline Bewitched *Ipomoea batatas*, GRACEFUL GRASSES® 'Fireworks' *Pennisetum*, and SUPERTUNIA® Bermuda Beach *Petunia*

In the landscape: RAINBOW RHYTHM™ 'Ruby Spider' *Hemerocallis*, AMAZING DAISIES™ DAISY MAY® *Leucanthemum superbum*, SUPERTUNIA® Vista Silverberry *Petunia*, COLORBLAZE® KEYSTONE KOPPER™ *Solenostemon* (Coleus), and COLORBLAZE® Kingswood Torch *Solenostemon* (Coleus)




COLLECT WHAT YOU LOVE

It's been said that a lot of anything displayed together becomes interesting. Are you a collector? We're talking about the kind of collecting beyond Elvis paraphernalia here. Maybe you have a friend who collects mismatched antique teacups and plates to use for large family gatherings. You know just what to get them each year – collectors are fun and easy to buy for. Collections tell a story about who you are, are an expression of your quirky personality, and personalize your living space to create a feeling of home. Every item has its back story and evokes memories of where you were when you found it – the hunt is half the fun, of course. Start with something that moves you, whether it's tiny or huge, and seek out more like it to form a collection that expresses a piece of who you are. What might you collect?

Top at left: TIMELESS® Pink *Pelargonium*, SUPERBELLS® Sweet Tart *Calibrachoa* (planted in container), Irish Moss *Sagina subulata* (planted in container), PEGASUS™ *Begonia*, 'Autumn Frost' *Hosta*, and BLOOM-A-THON® Pink *Rhododendron* (Azalea)

Center at left: DOLCE® 'Blackberry Ice' *Heuchera*, ANYTIME™ Quartz Pansiola *Viola x wittrockiana*, ANGELFACE® Blue *Angelonia*, DIAMOND FROST® *Euphorbia*, 'Pardon My Pink' *Monarda*, and COLORBLAZE® ALLIGATOR TEARS™ *Solenostemon* (Coleus)

Bottom at left: MARIE GOLD™ *Ceanothus*, LUSCIOUS® Marmalade *Lantana camara*, AMAZING DAISIES™ DAISY MAY® *Leucanthemum*, Butterfly *Argyranthemum*, and Irish Moss *Sagina subulata* (planted in container)

 WHETHER YOU'RE NEW TO COLLECTING OR ARE ALREADY A DIE-HARD COLLECTOR, YOU'LL LOVE THIS NEW BOOK OF INSPIRING COLLECTIONS FROM AROUND THE WORLD WRITTEN BY EXPERT COLLECTORS AND DECORATORS FRITZ KARSH AND REBECCA ROBERTSON. *COLLECTED: LIVING WITH THE THINGS YOU LOVE* (OCT 14, ABRAMS).



At left planted in containers: GRACEFUL GRASSES® 'Fireworks' *Pennisetum*, COLORBLAZE® KEYSTONE KOPPER™ *Solenostemon* (Coleus), and PEGASUS™ *Begonia*

Cut for arranging in center vases: GRACEFUL GRASSES® VERTIGO® *Pennisetum purpureum* and 'Leapfrog' *Heucherella*

Cut flower bouquet at left: ARTFUL™ HEARTFIRE™ *Caladium hortulanum*, 'Cat's Meow' *Nepeta*, TIMELESS® Fire *Pelargonium*, GRACEFUL GRASSES® VERTIGO® *Pennisetum purpureum*, ABLAZIN™ Purple *Salvia splendens*



SHARE A BOUQUET OF HOME GROWN HAPPINESS

One of the most joyful things about gardening is being able to share a bit of your home grown goodness with friends and neighbors. Woody ornamentals and perennials are some of the best sources for cut flowers and foliage. Festival Star™ baby's breath and Amazing Daisies™ often endure for at least two weeks, while Oso Easy® roses and Inspired™ butterfly bush panicles add warm colors and prominent textures to bouquets.

During the warmest months of summer, head out early in the morning or at dusk with a sharp pair of scissors and a bucket of water to clip a few of your favorite blossoms or stems of colorful foliage. Put together your arrangements right away to prevent wilting. If you plan to share your bouquet, cut it just before giving or store it in water in a cool location away from direct sunlight.



TO ENJOY YOUR GARDEN INDOORS DURING WINTER, DRY A FEW OF YOUR FAVORITE HYDRANGEAS, COLLECT THE SEED PODS OF DECADENCE® FALSE INDIGO, AND CUT A FEW BERRY-LADEN BRANCHES OF BERRY HEAVY® HOLLY TO BRING INSIDE. CUT STEMS OF SHOW OFF® FORSYTHIA TO FORCE INTO BLOOM FOR A MUCH-NEEDED DOSE OF COLOR AFTER A LONG WINTER.

Above: BLUE CHIFFON® *Hibiscus syriacus*, LET'S DANCE® RHYTHMIC BLUE™ *Hydrangea macrophylla*, 'Limelight' *Hydrangea paniculata*, and GLOW GIRL® *Spiraea betuifolia*
Near right at top: SUNJOY® Tangelo *Berberis thunbergii*, SUMMER WINE® *Physocarpus opulifolius*, OSO EASY® Paprika Rosa, and OSO EASY® Strawberry Crush Rosa
Near right at bottom: INSPIRED™ White *Buddleia*, SUGARTINA® 'Crystalina' *Clethra alnifolia*, WHITE ALBUM™ *Euonymus fortunei*, WHITE CHIFFON™ *Hibiscus syriacus*, and TINY WINE® *Physocarpus opulifolius*

Above at top: CITYLINE® Rio *Hydrangea macrophylla*
Above at bottom: 'Aphrodite' *Calycanthus*, KODIAK™ Orange *Diervilla*, and FIRE LIGHT® *Hydrangea paniculata*



Bouquets shown at left from left to right:

'Wild Romance' *Hebe*, SUMMER WINE® *Physocarpus opulifolius*, OSO EASY® Pink Cupcake Rosa

INSPIRED™ White *Buddleia*, CITYLINE® Mars *Hydrangea macrophylla*, (aged bloom), PRAIRIE WINDS™ 'Cheyenne Sky' *Panicum virgatum*, and 'Shockwave' *Phlox* (foliage)

CITYLINE® Venice *Hydrangea macrophylla*, PINKY WINKY® *Hydrangea paniculata*, and DOUBLE PLAY® Blue Kazoo *Spiraea*

CITYLINE® Mars *Hydrangea macrophylla* with SWEET ROMANCE™ *Lavandula*

INSPIRED™ Violet *Buddleia*, JAZZ HANDS™ Variegated *Loropetalum chinense*, and LEMONY LACE™ *Sambucus racemosa*

CHOOSING THE RIGHT PLANT



Where to Start:

Exposure, meaning how much sun or shade a plant will receive, and water are the two most important factors in determining whether or not the plant will live. Honestly assess these two critical things before you even get to the store.

Choosing the Best Plants:

Once you've decided which plants best fit your exposure and water conditions, how do you choose the best plants off the bench?

1. **Look for healthy new foliage.** If a plant is putting out new growth, chances are it will continue to grow and perform in your garden.
2. **Check the roots.** Gently slip the plant out of the pot to see if roots have formed, but are not completely encircling the root ball.
3. **For instant impact, select the one with the flowers already open.** To enjoy the blooms for many more weeks, buy the one with most of the buds still tightly closed.

 CAN'T FIND OUR SOIL, PLANT FOOD, OR WATERWISE KIT LOCALLY?
PURCHASE THEM ON WWW.PROVENWINNERS.COM/PRODUCTS



WaterWise® Tubing –
100' roll; available in 2 colors – white and tan

WATERWISE® KIT

Here is an easy, efficient solution for the labor-intensive task of watering. The WaterWise® kit contains everything you need to water up to 10 containers just by turning on a single faucet.



PROVEN WINNERS PREMIUM ALL PURPOSE POTTING SOIL

What makes this soil great? It's grower-grade peat moss, composted bark, and other ingredients that ensure the right growing environment for our plants.



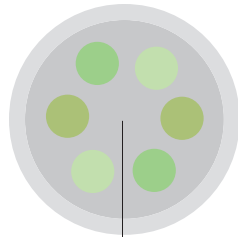
QUICK TIP #1: HOW TO PLANT FABULOUS COMBOS

Prep Steps:

Start by purchasing premium quality Proven Winners potting soil, water soluble and continuous release plant food, and a WaterWise kit at your local garden center.

Choose a container that is at least 14" in diameter and has at least one drainage hole in the bottom. If you're handy, you can drill your own drainage holes if necessary.

After you determine if your 14" container will be displayed in the sun or shade, purchase two each of three complementary varieties (or at least 3 each for larger containers) that share the same light and water requirements.



Plant 3 sets of 2 plants each opposite of each other as shown here.



1. Fill your container almost to the top with potting soil, leaving a 2-3" gap below the rim of the pot. Work Proven Winners continuous release plant food into the soil.
2. Plant the first variety directly in the front of the container and its matcher directly in the back. Leave room for two more varieties on each side of the container.
3. Plant the remaining two varieties opposite one another along the sides of the container. The unplanted center of the container will quickly fill in as the plants mature.
4. Water the plants in thoroughly. There should be about a 1" gap below the rim of the pot once everything is planted and watered in.
5. Water regularly (daily in summer) and feed with Proven Winners water soluble plant food every two weeks.



PROVEN WINNERS PREMIUM CONTINUOUS RELEASE PLANT FOOD

Mix this plant food into your containers to give them a head start on establishing roots and generating blooms.



PROVEN WINNERS PREMIUM WATER SOLUBLE PLANT FOOD

Water every two weeks with our water soluble fertilizer and you'll enjoy healthy plants from spring through fall.



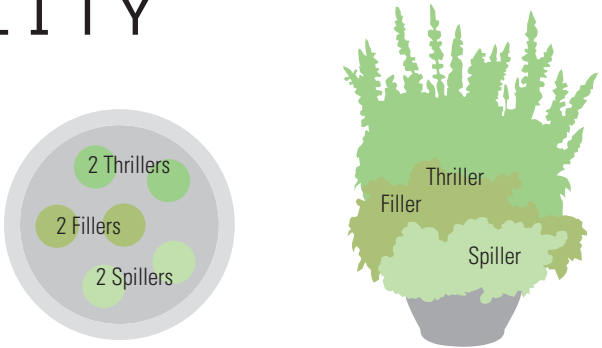
Proven Winners premium plant food formulations provide the additional nitrogen and iron to maximize plant growth and flower production. Mix our fertilizer in water and see the difference yourself. Ours shows the presence of iron in its color; another leading plant food does not.



Cherry Bomb combination:
SUPERBELLS® Cherry Star *Calibrachoa*
SNOW PRINCESS® *Lobularia*
SUPERTUNIA® Black Cherry *Petunia*

QUICK TIP #2: DESIGNING SHOWCASE QUALITY CONTAINERS

Even high end designers use the simple go-to recipe of Thriller + Filler + Spiller to put together showcase quality combination containers. Here's how it works:



1. Choose prominent, boldly textured, taller plants for your thriller. Start with one large or two medium-sized plants to make a quick statement.
2. Next, choose your spiller. It should have a trailing or billowing habit that will grow over the edges of the container. Choose one with a complementary color but finer texture than your thriller. You'll need two 4" pots of spillers.
3. Lastly, choose your filler. This middle layer should have a different texture than the thriller and spiller, and a contrasting color to make it really pop. You'll need two to four pots of these 4" fillers depending on your container size.
4. Use the planting formula in Quick Tip #1, except the thriller goes in the back, spillers in the front, and fillers in the middle (see diagram).
5. Keep your showcase containers looking their best all season with regular watering and feeding with Proven Winners water soluble plant food. Don't be afraid to pinch or prune to maintain the combination's shape.



Sky High combination:
PLAYIN' THE BLUES™ *Salvia longiscata x farinacea*
PINK CHABLIS® *Lamium maculatum*
DARK KNIGHT™ *Lobularia*



Above and Beyond combination:
SUPERTUNIA® Vista
BUBBLEGUM® *Petunia*,
SUPERTUNIA® Vista Fuchsia
Petunia, and SUPERTUNIA®
Vista Silverberry *Petunia*

INSTANT GOOD LOOKS

Here's the scenario: You would love to have beautiful combination containers for your patio but don't have time to make it happen. Here's how to cheat just a little to get the look you want with one hanging basket, one container, and a small bag of potting soil.



Buy an amazing ready-to-go hanging basket, a small bag of potting soil, and a container that's about the same size as the hanging basket pot.



Fill the container with enough potting soil in the bottom for the hanging basket plant to sit on top of so it will root in.



Snip the hanger off the hanging basket and gently tease the plant out, taking care not to disturb the roots or crush the top.



With one hand holding the weight of the combo, gently remove the root ball from the plastic container.



Sit the plant in the center of the new container, making sure the bottom of the root ball is touching the new soil and the top is slightly lower than the rim of the pot.



Fill in the gaps around the root ball with fresh potting soil, taking care to add soil around the sides of the container. Water in well and add more potting soil if necessary. Done!