


• PLANTING YOUR TOMATOES. •

1.



2.5" POT

SOW SEEDS INDOORS USING A SEED STARTER SOIL MIX 5-6 WEEKS BEFORE YOUR LOCAL FROST-FREE DATE. SEEDS SHOULD BE SOWN 1/8" DEEP.



75-90°F

KEEP THE SOIL TEMPERATURE AT 75-90°F UNTIL YOU NOTICE GERMINATION WITHIN 5-10 DAYS.



PREVENT FROM DRYING OUT, BUT DO NOT OVERWATER THE SOIL.

2.



60-70°F

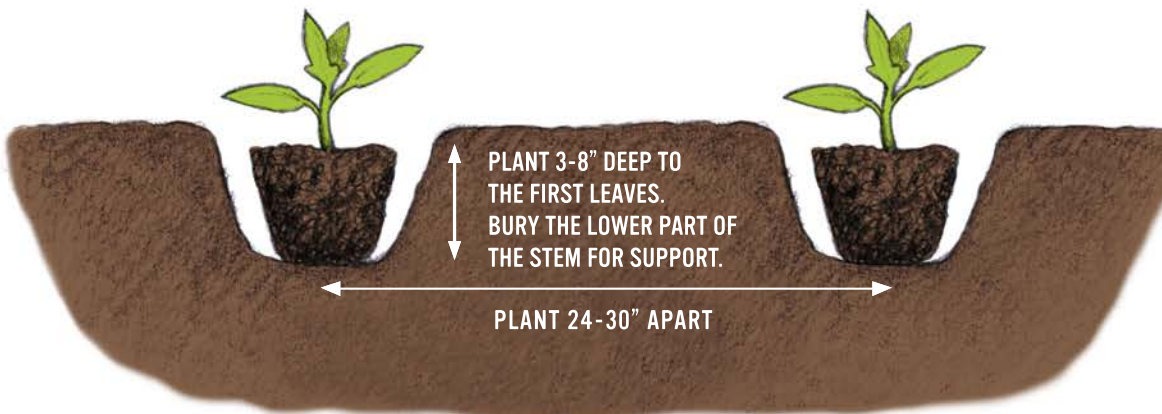
KEEP THE AIR TEMPERATURE AT 60-70°F AFTER SEEDS SPROUT.

3.

TRANSPLANT OUTDOORS AFTER RISK OF FROST. PLANT SPROUTED TOMATOES 24-30" APART, 3-8" DEEP IN THE SOIL. CAGING YOUR TOMATOES IS SUGGESTED FOR BEST RESULTS.

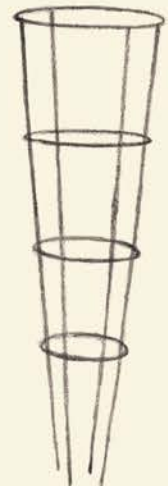


PROTECT FROM FROST AS NEEDED



PLANT 3-8" DEEP TO THE FIRST LEAVES. BURY THE LOWER PART OF THE STEM FOR SUPPORT.

PLANT 24-30" APART



CAGE YOUR TOMATOES FOR BEST RESULTS.



FRUITING INFO

GARDEN TREASURE: 70-75 DAYS AFTER TRANSPLANT
GARDEN GEM: 60-65 DAYS AFTER TRANSPLANT
GOODHEARTED: 40-55 DAYS AFTER TRANSPLANT



CONTACT US WITH CONCERNS OR QUESTIONS.
(815) 895-8130 | WWW.PROVENWINNERS.COM/FEEDBACK